

What's New for Avid® Media Composer® v2020.9

New in Media Composer v2020.9

The following are new for Media Composer v2020.9

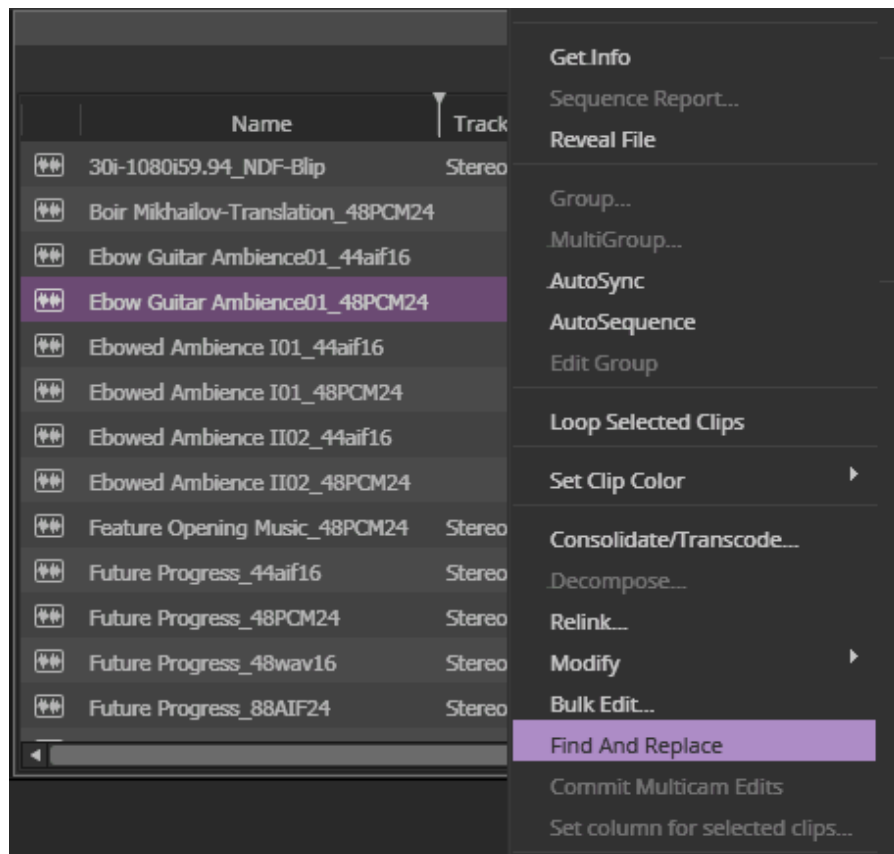
- [Bin Find and Replace](#)
- [Bulk Edit Profile Support](#)
- [Changing the Font in the Source Browser Window](#)
- [New Interface Setting](#)
- [Quality Settings for Mixdown](#)

Bin Find and Replace

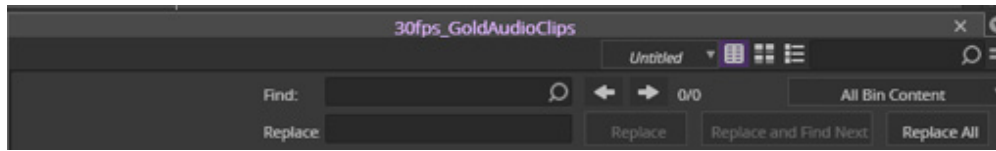
You can find and replace text in the bin.

To search and replace text in a bin:

1. Open the bin.
2. Right click in the bin and select Find and Replace.

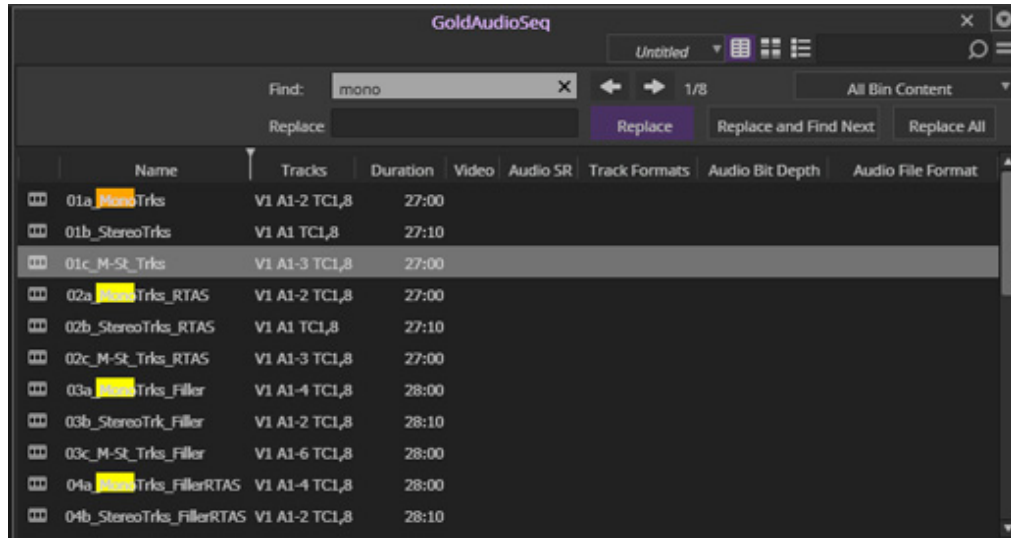


The Find and Replace options appear at the top of the bin window.



3. In the Find text box, enter the text you are searching for in the bin.

The first instance of the found text is highlighted in orange. Subsequence instances are highlighted in yellow.



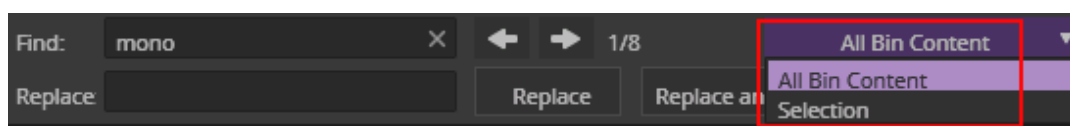
4. Enter the text you want to replace the selected text in the Replace text field.

5. Select one of the following:

- ▶ Replace to replace the first found instance of the text.
- ▶ Replace and Find Next to replace the first instance and then highlight the next found instance.
- ▶ Replace All to replace all instances of the text.

The default for searching the bins is to search All Bin Content. You can highlight items in the bin and choose to search within just the selected items by choosing Selection in the pulldown menu.

When in Find and Replace mode, you are allowed to restrict your Find results to be only within the selection. To make this work seamlessly, you are not allowed to change row or column selection while in the Find and Replace mode. Normally the bin selection changes whenever you move to a field and it enters Edit mode. Since this will happen all the time when moving through the Find results, normal bin selection behaviors are prevented. If you wish to change bin selection while in Find and Replace mode, simply clear the Find field and change your selection.





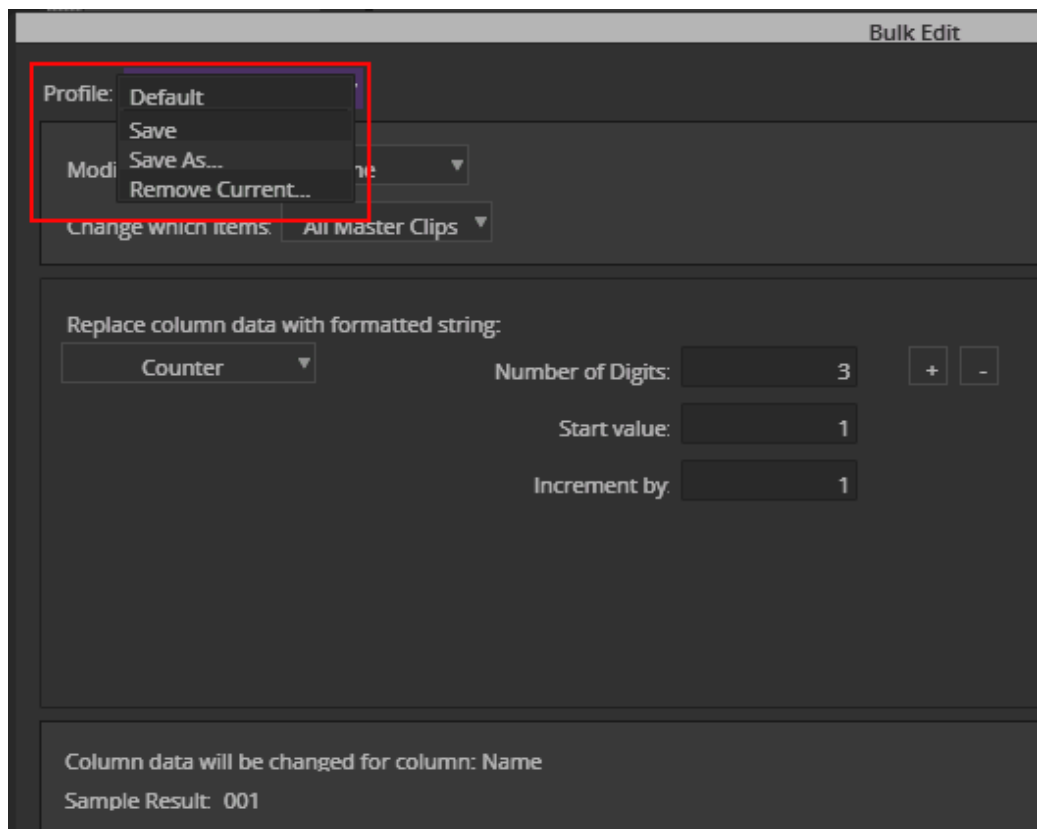
Find and Replace is a mode. You are in this mode if there is text in the Find field and the Find and Replace user interface is visible. In this mode, some bin operations are no longer available such as changing row or column selection, and some menu commands. Once you are finished searching and replacing, exit the mode by either removing the text in the Find field, or by clicking on the 'x' button to close the Find and Replace User Interface.

Bulk Edit Profile Support

Bulk Edit allows you to replace the data in a particular column for multiple bin items according to a format that can be customized. With this release, you can now save a profile of the Bulk Edit window.

To save the options in the Bulk Edit window:

1. In the Bulk Edit window, select the items you want to modify.
2. Click the Profile pulldown menu and select Save As.



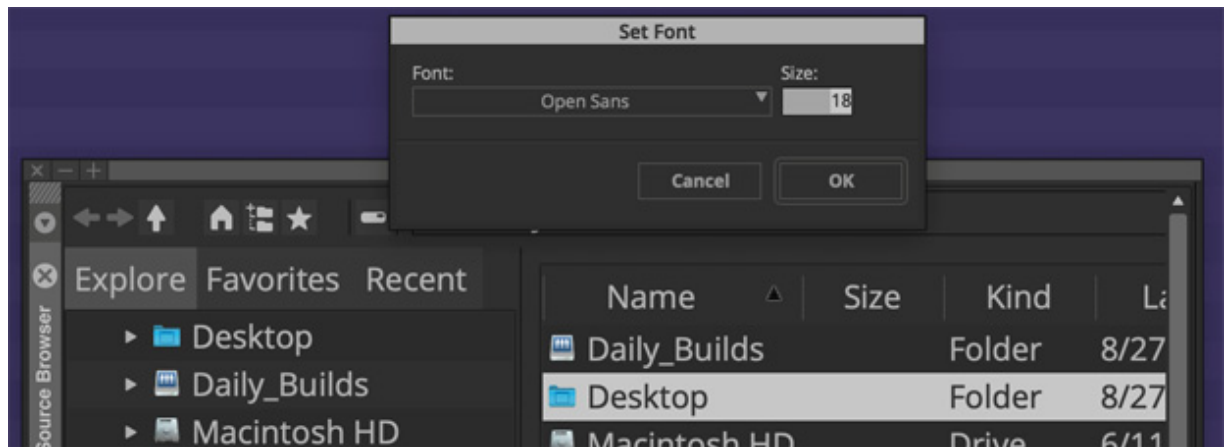
3. Name the setting.
4. Click Save.

When you want to use this layout for future use, simply select it from the Profile pulldown menu.

Profiles are stored in the Bin User Setting.

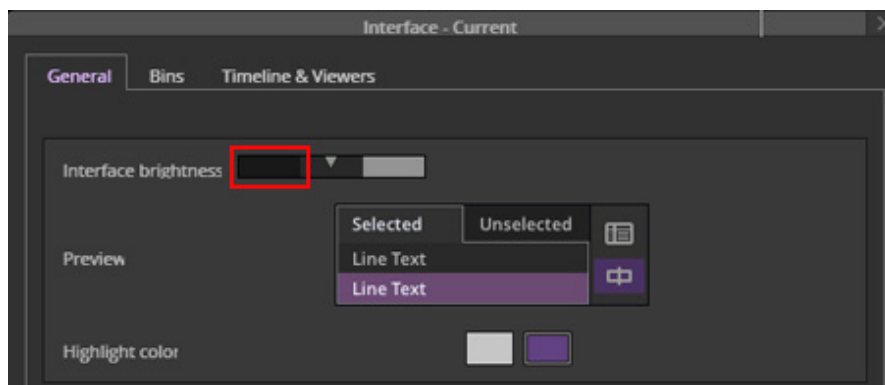
Changing the Font in the Source Browser Window

You can change the font and font size in the Source Browser window. With the Source Browser active, select Set Font from the Windows menu. Set the desired font and font size and click OK.



New Interface Setting

An additional brightness option has been added to the Interface Settings. Click the General tab of the Interface Settings. An additional dark setting is available.



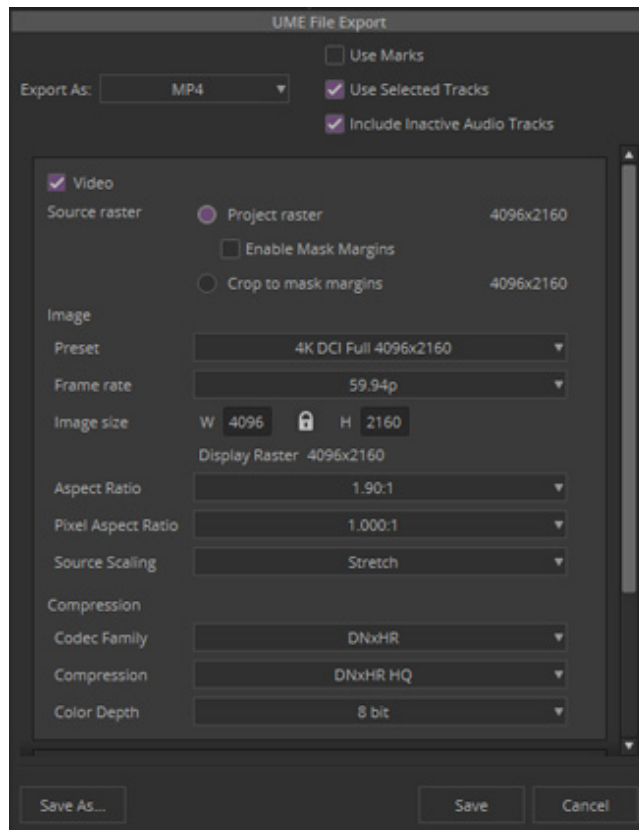
MP4 Export

Use the following procedure to export as an MP4.

To export a sequence or master clip as MP4:

1. Select the sequence or master clip you want to export.
2. Click File > Output > Export to File or right click the sequence and select Output > Export to File.
3. Name the file.
4. Set the path where you want the file saved.
5. Click the Options button.

The Export AS dialog opens.



6. Select Export As MP4.
7. (Option) Select the Use Marks, Use Selected Tracks, Include Inactive Tracks.
8. (Option) You can choose to select from the following.

Choice	Description
Source Raster	You can choose your source raster to do one of the following: <ul style="list-style-type: none"> • Use the project's framing - You will see the project raster displayed next to this option. You can also choose to activate old style "Enable mask margins" • Mask Margins active area - this option will provide you the area of mask margin raster for export. Example - if you are in 1920x1080 project, with mask margins set to 1:1, 1000x1000 will be your output image. You will see the mask margins active area raster displayed next to this option
Preset	Set of preset values for raster, aspect ratio and pixel aspect ratio
Frame Rate	Defines the output frame rate of the export.
Image Size	Output image size - physical dimensions of output file
Aspect Ratio/Pixel Aspect Ratio	These options define display parameters of output media
Display Raster	Displays the intended display raster

Choice	Description
Source Scaling	<p>Stretch - source gets stretched to output geometry</p> <p>Pillarbox/letterbox - source is scaled uniformly to match either the width or the height - rest of the image is filled black</p> <p>Center crop - source is scaled uniformly to match the width of the output raster</p>

9. Select the Codec Family, Compression, and Color Depth. Select the Audio Sample Rate, Bit Depth and Audio format.

The Compression and Color Depth filters depend on the selected Codec Family filter.

10. Click Save.

The MP4 file is exported to the selected directory.

Quality Settings for Mixdown

Media Composer now includes effects processing and quality settings for Mixdown.

Media Creation Settings: Additional Options for Mixdown Tab

Option	Description
Effects Processing	<p>Controls the resolution (bit depth) used for effects processing. The following options are available:</p> <ul style="list-style-type: none"> • 8-bit: Select this option when rendering time is more important than image quality. • 16-bit: Select this option for the best overall image quality. Use this option if you use 10-bit resolutions, use many levels of nested effects, or want the best color fidelity for rendered effects. • Automatic: Select this option if you want the media source to determine the effects resolution. This is the default.
Linked Source Scaling/Quality	<p>Sets the playback quality for plug-ins that support adjustable playback quality (e.g. RED, Sony HDCAM-SR, Sony RAW, AVCHD, and ARRI RAW). You can choose Full, Half (Better Quality), Half (Good Quality), Quarter, Eighth, Sixteenth. The default setting is Full.</p>

Legal Notices

Product specifications are subject to change without notice and do not represent a commitment on the part of Avid Technology, Inc.

This product is subject to the terms and conditions of a software license agreement provided with the software. The product may only be used in accordance with the license agreement.

This product may be protected by one or more U.S. and non-U.S patents. Details are available at www.avid.com/patents.

This document is protected under copyright law. An authorized licensee of Avid Media Composer may reproduce this publication for the licensee's own use in learning how to use the software. This document may not be reproduced or distributed, in whole or in part, for commercial purposes, such as selling copies of this document or providing support or educational services to others. This document is supplied as a guide for Avid Media Composer. Reasonable care has been taken in preparing the information it contains. However, this document may contain omissions, technical inaccuracies, or typographical errors. Avid Technology, Inc. does not accept responsibility of any kind for customers' losses due to the use of this document. Product specifications are subject to change without notice.

Copyright © 2020 Avid Technology, Inc. and its licensors. All rights reserved.

The following disclaimer is required by Apple Computer, Inc.:

APPLE COMPUTER, INC. MAKES NO WARRANTIES WHATSOEVER, EITHER EXPRESS OR IMPLIED, REGARDING THIS PRODUCT, INCLUDING WARRANTIES WITH RESPECT TO ITS MERCHANTABILITY OR ITS FITNESS FOR ANY PARTICULAR PURPOSE. THE EXCLUSION OF IMPLIED WARRANTIES IS NOT PERMITTED BY SOME STATES. THE ABOVE EXCLUSION MAY NOT APPLY TO YOU. THIS WARRANTY PROVIDES YOU WITH SPECIFIC LEGAL RIGHTS. THERE MAY BE OTHER RIGHTS THAT YOU MAY HAVE WHICH VARY FROM STATE TO STATE.

The following disclaimer is required by Sam Leffler and Silicon Graphics, Inc. for the use of their TIFF library:

Copyright © 1988–1997 Sam Leffler
Copyright © 1991–1997 Silicon Graphics, Inc.

Permission to use, copy, modify, distribute, and sell this software [i.e., the TIFF library] and its documentation for any purpose is hereby granted without fee, provided that (i) the above copyright notices and this permission notice appear in all copies of the software and related documentation, and (ii) the names of Sam Leffler and Silicon Graphics may not be used in any advertising or publicity relating to the software without the specific, prior written permission of Sam Leffler and Silicon Graphics.

THE SOFTWARE IS PROVIDED "AS-IS" AND WITHOUT WARRANTY OF ANY KIND, EXPRESS, IMPLIED OR OTHERWISE, INCLUDING WITHOUT LIMITATION, ANY WARRANTY OF MERCHANTABILITY OR FITNESS FOR A PARTICULAR PURPOSE.

IN NO EVENT SHALL SAM LEFFLER OR SILICON GRAPHICS BE LIABLE FOR ANY SPECIAL, INCIDENTAL, INDIRECT OR CONSEQUENTIAL DAMAGES OF ANY KIND, OR ANY DAMAGES WHATSOEVER RESULTING FROM LOSS OF USE, DATA OR PROFITS, WHETHER OR NOT ADVISED OF THE POSSIBILITY OF DAMAGE, AND ON ANY THEORY OF LIABILITY, ARISING OUT OF OR IN CONNECTION WITH THE USE OR PERFORMANCE OF THIS SOFTWARE.

The following disclaimer is required by the Independent JPEG Group:

This software is based in part on the work of the Independent JPEG Group.

This Software may contain components licensed under the following conditions:

Copyright (c) 1989 The Regents of the University of California. All rights reserved.

Redistribution and use in source and binary forms are permitted provided that the above copyright notice and this paragraph are duplicated in all such forms and that any documentation, advertising materials, and other materials related to such distribution and use acknowledge that the software was developed by the University of California, Berkeley. The name of the University may not be used to endorse or promote products derived from this software without specific prior written permission. THIS SOFTWARE IS PROVIDED "AS IS" AND WITHOUT ANY EXPRESS OR IMPLIED WARRANTIES, INCLUDING, WITHOUT LIMITATION, THE IMPLIED WARRANTIES OF MERCHANTABILITY AND FITNESS FOR A PARTICULAR PURPOSE.

Copyright (C) 1989, 1991 by Jef Poskanzer.

Permission to use, copy, modify, and distribute this software and its documentation for any purpose and without fee is hereby granted, provided that the above copyright notice appear in all copies and that both that copyright notice and this permission notice appear in supporting documentation. This software is provided "as is" without express or implied warranty.

Copyright 1995, Trinity College Computing Center. Written by David Chappell.

Permission to use, copy, modify, and distribute this software and its documentation for any purpose and without fee is hereby granted, provided that the above copyright notice appear in all copies and that both that copyright notice and this permission notice appear in supporting documentation. This software is provided "as is" without express or implied warranty.

Copyright 1996 Daniel Dardailler.

Permission to use, copy, modify, distribute, and sell this software for any purpose is hereby granted without fee, provided that the above copyright notice appear in all copies and that both that copyright notice and this permission notice appear in supporting documentation, and that the name of Daniel Dardailler not be used in advertising or publicity pertaining to distribution of the software without specific, written prior permission. Daniel Dardailler makes no representations about the suitability of this software for any purpose. It is provided "as is" without express or implied warranty.

Modifications Copyright 1999 Matt Koss, under the same license as above.

Copyright (c) 1991 by AT&T.

Permission to use, copy, modify, and distribute this software for any purpose without fee is hereby granted, provided that this entire notice is included in all copies of any software which is or includes a copy or modification of this software and in all copies of the supporting documentation for such software.

THIS SOFTWARE IS BEING PROVIDED "AS IS", WITHOUT ANY EXPRESS OR IMPLIED WARRANTY. IN PARTICULAR, NEITHER THE AUTHOR NOR AT&T MAKES ANY REPRESENTATION OR WARRANTY OF ANY KIND CONCERNING THE MERCHANTABILITY OF THIS SOFTWARE OR ITS FITNESS FOR ANY PARTICULAR PURPOSE.

This product includes software developed by the University of California, Berkeley and its contributors.

The following disclaimer is required by Paradigm Matrix:

Portions of this software licensed from Paradigm Matrix.

The following disclaimer is required by Ray Sauers Associates, Inc.:

"Install-It" is licensed from Ray Sauers Associates, Inc. End-User is prohibited from taking any action to derive a source code equivalent of "Install-It," including by reverse assembly or reverse compilation, Ray Sauers Associates, Inc. shall in no event be liable for any damages resulting from reseller's failure to perform reseller's obligation; or any damages arising from use or operation of reseller's products or the software; or any other damages, including but not limited to, incidental, direct, indirect, special or consequential Damages including lost profits, or damages resulting from loss of use or inability to use reseller's products or the software for any reason including copyright or patent infringement, or lost data, even if Ray Sauers Associates has been advised, knew or should have known of the possibility of such damages.

The following disclaimer is required by Videomedia, Inc.:

"Videomedia, Inc. makes no warranties whatsoever, either express or implied, regarding this product, including warranties with respect to its merchantability or its fitness for any particular purpose."

"This software contains V-LAN ver. 3.0 Command Protocols which communicate with V-LAN ver. 3.0 products developed by Videomedia, Inc. and V-LAN ver. 3.0 compatible products developed by third parties under license from Videomedia, Inc. Use of this software will allow "frame accurate" editing control of applicable videotape recorder decks, videodisc recorders/players and the like."

The following disclaimer is required by Altura Software, Inc. for the use of its Mac2Win software and Sample Source Code:

©1993–1998 Altura Software, Inc.

The following disclaimer is required by Ultimatte Corporation:

Certain real-time compositing capabilities are provided under a license of such technology from Ultimatte Corporation and are subject to copyright protection.

The following disclaimer is required by 3Prong.com Inc.:

Certain waveform and vector monitoring capabilities are provided under a license from 3Prong.com Inc.

The following disclaimer is required by Interplay Entertainment Corp.:

The "Interplay" name is used with the permission of Interplay Entertainment Corp., which bears no responsibility for Avid products.

This product includes portions of the Alloy Look & Feel software from Incors GmbH.

This product includes software developed by the Apache Software Foundation (<http://www.apache.org/>).

© DevelopMentor

This product may include the JCifs library, for which the following notice applies:

JCifs © Copyright 2004, The JCIFS Project, is licensed under LGPL (<http://jcifs.samba.org/>). See the LGPL.txt file in the Third Party Software directory on the installation CD.

Avid Interplay contains components licensed from LavanTech. These components may only be used as part of and in connection with Avid Interplay.

Attn. Government User(s). Restricted Rights Legend

U.S. GOVERNMENT RESTRICTED RIGHTS. This Software and its documentation are "commercial computer software" or "commercial computer software documentation." In the event that such Software or documentation is acquired by or on behalf of a unit or agency of the U.S. Government, all rights with respect to this Software and documentation are subject to the terms of the License Agreement, pursuant to FAR §12.212(a) and/or DFARS §227.7202-1(a), as applicable.

Trademarks

Avid, the Avid Logo, Avid Everywhere, Avid DNXHD, Avid DNXHR, Avid Nexis, AirSpeed, Eleven, EUCON, Interplay, iNEWS, ISIS, Mbox, MediaCentral, Media Composer, NewsCutter, Pro Tools, ProSet and RealSet, Maestro, PlayMaker, Sibelius, Symphony, and all related product names and logos, are registered or unregistered trademarks of Avid Technology, Inc. in the United States and/or other countries. The Interplay name is used with the permission of the Interplay Entertainment Corp. which bears no responsibility for Avid products. All other trademarks are the property of their respective owners. For a full list of Avid trademarks, see: <http://www.avid.com/US/about-avid/legal-notice/trademarks>.

Adobe and Photoshop are either registered trademarks or trademarks of Adobe Systems Incorporated in the United States and/or other countries. Apple and Macintosh are trademarks of Apple Computer, Inc., registered in the U.S. and other countries. Windows is either a registered trademark or trademark of Microsoft Corporation in the United States and/or other countries. All other trademarks contained herein are the property of their respective owners.

What's New for Media Composer • Created 9/22/20