



# Avid® Editing Application

## ReadMe for Media Composer® v2018.7

---

### Revision History

Date	Description
July 17, 2018	Updated <a href="#">Fixed in Media Composer v2018.7</a> to include additional fixes. And updated <a href="#">Qualified Workstations and Laptops</a> .

**IMPORTANT: Avid periodically makes software updates available for download on [Avid.com](http://www.avid.com/us/support/downloads) at the following location:[www.avid.com/us/support/downloads](http://www.avid.com/us/support/downloads). Please check the above site regularly for information on available downloads for your product.**

### Important Information

Avid® recommends that you read all the information in this ReadMe file thoroughly before installing or using any new software release.

**Important:** Search the Avid Knowledge Base for the most up-to-date ReadMe file, which contains the latest information that might have become available after the documentation was published.

This document describes compatibility issues with previous releases, software installation instructions, hardware and software requirements, and summary information on system and memory requirements. This document also lists hardware and software limitations.

# Contents

If You Need Help. . . . . 3

New in Media Composer v2018.7. . . . . 4

Fixed in Media Composer v2018.7. . . . . 5

Limitations. . . . . 7

Notes on Software Licensing. . . . . 10

Qualified Hardware and Operating Systems . . . . . 10

Feature Performance . . . . . 25




Compatibility Chart . . . . . 28

Setting up the NVIDIA Card. . . . . 34

Shared Storage Support. . . . . 35

# Symbols and Conventions

Avid documentation uses the following symbols and conventions:

Symbol or Convention	Meaning or Action
	A note provides important related information, reminders, recommendations, and strong suggestions.
	A caution means that a specific action you take could cause harm to your computer or cause you to lose data.
	A warning describes an action that could cause you physical harm. Follow the guidelines in this document or on the unit itself when handling electrical equipment.
>	This symbol indicates menu commands (and subcommands) in the order you select them. For example, File > Import means to open the File menu and then select the Import command.
▶	This symbol indicates a single-step procedure. Multiple arrows in a list indicate that you perform one of the actions listed.

Symbol or Convention	Meaning or Action
(Windows), (Windows only), (Macintosh), or (Macintosh only)	This text indicates that the information applies only to the specified operating system, either Windows or Macintosh OS X.
<b>Bold font</b>	Bold font is primarily used in task instructions to identify user interface items and keyboard sequences.
<i>Italic font</i>	Italic font is used to emphasize certain words and to indicate variables.
<b>Courier Bold font</b>	Courier Bold font identifies text that you type.
Ctrl+key or mouse action	Press and hold the first key while you press the last key or perform the mouse action. For example, Command+Option+C or Ctrl+drag.

## If You Need Help

If you are having trouble using your Avid product:

1. Retry the action, carefully following the instructions given for that task in this guide. It is especially important to check each step of your workflow.
2. Check this ReadMe file for the latest information that might have become available after the documentation was published. Also check online for the most up-to-date ReadMe because the online version is updated whenever new information becomes available. To view the online ReadMe, select ReadMe from the Help menu, or visit the Knowledge Base at <http://www.avid.com/readme>.
3. Check the documentation that came with your Avid application or your hardware for maintenance or hardware-related issues. In addition to the printed documentation supplied with your editing application, the documentation is supplied in PDF format when you install the application. Topics that you print from the Help have limited page layout and formatting features. If you want to print a higher quality version of Help information, Avid recommends that you print all or part of the PDF version of the appropriate Avid manual included in the Online Library for your editing application. To access the Online Library, select Help > Online Library from within your Avid editing application.
4. Visit Avid Online Support at [www.avid.com/onlineSupport/](http://www.avid.com/onlineSupport/). Online support is available 24 hours per day, 7 days per week. Search the Knowledge Base to find answers, to view error messages, to access troubleshooting tips, to download updates, and to read or join online message-board discussions.

# New in Media Composer v2018.7

See the Media Composer v2018.7 What's New.

## Media Composer v2018.7 Notes

- Avid recommends that you **do not** install Desktop Video software version 10.10.1 on Media Composer versions prior to v2018.5.1.
- **Avid Artist DNxIO and Avid Artist DNxIQ:** If you are using Avid Artist DNxIO, Avid Artist DNxIQ, or a BlackMagic Designs video device, please update to Desktop Video software version 10.10.1. The minimum Desktop Video version that will work with Media Composer v18.5.1 is 10.9.11. Older versions will be rejected, and you will not be able to use your hardware until you update.
- **Qualified Operating Systems:** For information on qualified operating systems, see [Qualified Hardware and Operating Systems](#).
- **Dongle Info (Mac Only):** The Dongle Sentinel driver installer is no longer automatically installed when you install the editing application. The driver is now located in the Avid\_Uilities folder (/Applications/Utilities/Avid\_Uilities/Sentinel\_Driver). If you have a dongle, manually install the driver from this location.



**When installing the Sentinel Driver, check your System Preferences and select “Security and Privacy.” You may need to choose to Allow the driver to be accessed.**

- **NVIDIA Driver:** The editing application supports Nvidia Driver v390.77.



*If you have a Quadro 4000 graphics card remain on the Nvidia v353.82 driver.*

Avid recommends that if you are on a Windows 7 system and working with the v390.77 Nvidia driver, you should enable desktop composition. See this article for details:

[http://avid.force.com/pkb/articles/en\\_US/how\\_to/Enable-Desktop-Composition-in-Windows-7](http://avid.force.com/pkb/articles/en_US/how_to/Enable-Desktop-Composition-in-Windows-7)

- **DX Driver installed separately:** Starting with Media Composer v8.9.4, the DX Driver was not automatically installed on Mac systems. With this release, the DX Driver is not automatically installed on Windows systems. See [Avid DX Driver Separate Installer](#).

## Fixed in Media Composer v2018.7

The following have been fixed:

- **Bug Number:** MCCET-2448. In some instances, since the release of Media Composer v8.10, you might have had trouble logging into your Avid Interplay environment.
 

With this release, the option “Legacy Production Management Host” has been added to the MediaCentral Server setting dialog. When this option is enabled, the hostname in the setting and the login user interface will be treated as a classic Interplay engine, not a MediaCentral engine.

  - Only check this option if you are unable to login to your Interplay engine, and you **do not** have MediaCentral. If you have MediaCentral, you should login to the MediaCentral host.
  - If you later upgrade to MediaCentral, you may still login to the Interplay engine with this checkbox enabled, but you will not see the MediaCentral Cloud UX panel. If you try to login to the MediaCentral engine with this checkbox enabled, you will receive an error. So, after upgrading to MediaCentral uncheck this checkbox, and login to the MediaCentral engine.
- **Bug Number:** MCCET-2515. If you performed an AMA File export of video only sequences of Sony XAVC Intra 4K with the “Sony XAVC Intra 4K constraint” enabled, Avid Media Processor plug-in stops with an exception error message
- **Bug Number:** MCCET-2167. Performing a background transcode of XAVC-S media might have resulted in an Exception error.
- **Bug Number:** MCCET-2147. The border of the 3D Warp effect exceeded the IRE range (100/0). A new option “Limit to video levels” has been added to the border options in the 3D Warp effect. Select this option to ensure the effect does not exceed the IRE range.
- **Bug Number:** MCCET-2491. AS-11 exported from Media Composer included incorrect “Total Programme duration” metadata.
- **Bug Number:** MCCET-2137. In some instances, the timecode of the LTC output was shifted by 1-2 frames when playing the Timeline.
- **Bug Number:** MCCET-2358. You might have received a “SFPlayconsumer Execute Timeout” error when advancing through an Edit While Capture clip.
- **Bug Number:** MCCET-2383. (Mac) In some instances, when opening a bin, a Breakpad window would open and after choosing an option, the editing application would crash.
- **Bug Number:** MCCET-2516. Linking to a Vantage captured clip resulted in an error.

- **Bug Number:** MCCET-2521. You could not successfully apply a Trim to Fill Timewarp effect on clips that had a spatial adapter (Frameflex).
- **Bug Number:** MCCET-2484. If the Frame Column was selected in the Marker Window, choosing to Print all Markers would not print all markers.
- **Bug Number:** MCCET-2411. The bin position moved after closing and then reopening the bin.
- **Bug Number:** MCCET-2207. The editing application would not save Dynamic Relink settings if the target resolution was set to AVC Long GOP.
- **Bug Number:** MCCET-2357. (Mac) Not all bins were indexed when you performed a search in the Find window.
- **Bug Number:** MCCET-2463. (Mac) Duplicate AMALogger files might have appeared in a User folder.
- **Bug Number:** MCCET-2502. A green status was incorrectly displayed after a failed login to MediaCentral.
- **Bug Number:** MCCET-2432. When working with the SpectraMatte effect, the fixed Aspect check box did not function for the Scaling parameter.
- **Bug Number:** MCCET-2483. You could not choose the “Optimize EDL” option if your sequence had four or more audio tracks.
- **Bug Number:** MCCET-2487. Display Handles were not saved in the List tool.
- **Bug Number:** MCCET-2453. You might have received an “Exception WM\_SetinputProps\_FAILED” error when exporting to Windows Media 5.1.
- **Bug Number:** MCCET-2479. The Audio Punch-In Tool was not responding to keyboard input.
- **Bug Number:** MCCET-2460. Dupe Detection was not visible in the Timeline when you toggled to the Source Monitor.
- **Bug Number:** MCCET-2381. When using a Nitris DX, if you set 3.1 and 4.0 output settings in the Audio Project Settings, the settings changed back to stereo once you opened and closed the project.

## Limitations

- **Bug Number:** MCDEV-9460. Windows 7 systems with Nvidia Maxwell or Nvidia Pascal cards might experience playback issues that could result in “Play Consumer timeout” errors.

**Workaround:** Select “Disable GPU Effects” in the Render Settings dialog box.

- **Bug Number:** MCDEV-9142. You might experience hangs or crashes when performing a video mixdown with a 16K project on systems with less than 64GB RAM.

- **Bug Number:** MCDEV-9329. (Avid Artist DNxIV and DNxIQ) When playing back immediately captured media, the video might freeze after approximately one second but the audio continues. You might need to restart the editing application.

- **Bug Number:** MCDEV-9269. (Media Composer | Cloud) After performing a remote download operation on a sequence containing AVC-I 100 remote media, the downloaded media appears as XAVC-I 100.

**Workaround:** Download the entire master clips.

- **Bug Number:** (Mac). You may occasionally see the menu bar flash followed by a brief beach ball. To fix this, deactivate “Displays have separate spaces” under System Preferences > Mission Control settings.

- **Bug Number:** MCDEV-9011. Intermittently, when working with the XDCAM Nablet Plug-in, you might see “Failed to get the sample position from the AMA Plug-in” errors if you have waveforms enabled in the Timeline.

- **Bug Number:** COGS-2560. While working in the Script Window, text operations (cut/copy/paste/delete/editing) can only be done in edit mode. See “Editing a Script” in the Help.

- **Bug Number:** MCDEV-5650. When working with Panasonic LongG media, you might receive an “SFPlayConsumer Timeout” error if audio waveforms are enabled.

**Workaround:** Turn off audio waveforms.

- **Bug Number:** MCDEV-5385. Multicam editing with Panasonic LongG media is not supported with this release.

- **Bug Number:** MCDEV-5384. Currently, when working with LongG media, you might see dropped frames when editing 4 streams. This might occur when playing from a single stream to multiple streams (and from multiple streams back to a single stream). The dropped frames usually display around the edit point (transition to a different stream).

# Before Installing the Editing Application

## Avid DX Driver Separate Installer

The Avid DX Driver is not automatically installed when you install the editing application. If you need to install the Avid DX Driver to work with your Avid IO device, you can install it separately.

The installer is located:

- (Mac) /Applications/Utilities/Avid Utilities
- (Windows) Program Files\Avid\Utilities\DXDrivers



*For Windows systems, there is a Win7 driver and a Win10 driver in the Utilities folder. The Win7 driver works for both Windows 7 and Windows 8 systems.*

## Before Installing the Editing Application in an Avid Interplay Environment



**Please note the following before you install the editing application in an Avid Interplay environment.**

Media Composer v8.7 and higher requires Avid Interplay client v3.7 and higher.

## Upgrading to Mac OS v10.11.x

(Mac) If you upgrade to Mac OS 10.11.x, you must uninstall Media Composer. Reinstall Media Composer after you perform the OS upgrade. If you use Avid Artist DNxIO, you must also uninstall the Desktop Video software and reinstall it after the OS upgrade.

## Installation Information

Read through the *Installation Guide for Avid Editing Applications*. This document is available on the Knowledge Base.

If you are upgrading from v7.x to v8.x, you must uninstall the Avid Transcode Service and the Avid Editing application. Beginning with version 8.0 of the editing application, the Transcode Service is included as part of the editing application and is no longer a separate program. When you uninstall Media Composer v8.0, a separate uninstall of Transcode service is no longer necessary.

## Buffer Error Message

The editing application requires a minimum of 8GB RAM. If you try to install the editing application on a system with less than 8GB RAM, you will receive a buffer error and installation will not proceed.



### **Sentinel Error Message**

(MCDEV-2394) On a Windows 7 system, if a “Failed to add Sentinel64.cat file.” error appears during the installation, you can safely click OK to continue with the installation. Dongle activation will work properly.

### **Download Note**

To avoid “File Path too long” or a “File cannot be copied” warning while unzipping the downloaded installer, try placing the installer .zip on the root level of your C:\ drive and unzip it from that location.

### **User Right to Raise Thread Priority**

(Windows) Note for Domain Administrators: If your editing systems are part of a domain, you must give the user the right to “Increase Scheduling Priority.” This must be done within the Domain Group Policy on the domain controller by giving the right explicitly to the user or giving the right to a group and adding the user to that group. You will not be able to launch as a regular user if this is not set properly.

If you are part of a domain, a Domain Administrator should install and perform the first launch of the editing application.

### **Install as Administrator**

You need to first install and launch the editing application as an Administrator. If you are in a Shared Storage environment, mount your workspaces as an Administrator. You may then log off and log back in as a Standard user, if necessary.

## **After Installing the Editing Application**

### **AMA Plug-Ins**

You cannot install the AMA Plug-ins while the editing application background services are running. Make sure you Stop the services before installing the AMA Plug-Ins. The stop/start background services icon is on the menu bar (Macintosh) or taskbar (Windows). Once you install the new AMA plug-in, restart the services. See “Starting and Stopping Avid Background Services” in the Help.

# Notes on Software Licensing

## If You Upgrade Your Operating System

If you need to upgrade your operating system after you install your Avid editing application, first deactivate your software. After you upgrade your operating system and, if required, reinstall your application, you can reactivate your software. For information on activating and deactivating your software license, see the *Installation Guide for Avid Editing Applications*.

## Minimum RAM Recommendation

For this release Avid recommends a minimum of 8GB of RAM. Some features might require more RAM and specific hardware. See “[Feature Performance](#)” on [page 25](#) for more info.

## Qualified Hardware and Operating Systems

Some features are processor-intensive and require specific hardware. See “[Feature Performance](#)” on [page 25](#) for more info.

The following tables provide the information on qualified Windows and Macintosh hardware.

For 3rd-Party Open IO hardware qualification refer to the manufacturer’s documentation. See the Open IO Frequently Asked Questions document on the Knowledge Base:

[http://avid.force.com/pkb/articles/en\\_US/faq/en422991](http://avid.force.com/pkb/articles/en_US/faq/en422991)

The following lists the qualified Operating Systems. Depending upon your hardware the qualified Operating Systems are:

- Windows v7 64-bit SP1(Professional) and Windows v8.1 (Professional and Enterprise), Windows v10 64-bit (Professional, Creators, and Enterprise).
- Macintosh v10.10.5, 10.11.6, 10.12.6, 10.13.5



*With the release of Mac OS v10.13.x (High Sierra), Apple requires manual approval of loading Kernel Extensions (KEXTs). (For example Avid Nitris DX, BlackMagic, and AJA IO devices install Kernel Extensions.) At installation time, you should get a dialog saying that the KEXT was not loaded. You must go the “Security & Privacy” system preference and manually approve the KEXT. Keep the Security & Privacy pane open after you install the I/O device drivers so that you will see the notice that the driver has been blocked and press the “allow” button within 30 minutes of installing or the driver will be permanently blocked.*

## Macintosh OS Permission Information

As of Macintosh OS 10.7 Lion, the default permissions for the root level of the system drive are now set to “Read Only” for all users. This prevents the Avid editing application from being able to use this drive as a media drive. You will see the drive grayed out in Media Creation settings or as an option for import, mixdown, render, and consolidate/transcode.

If you don’t intend to use the system drive for media you can leave it alone. This is ideal in most cases.

If you do need to use the system drive, perform the following to change permissions.

### To change permissions:

1. Click on your system drive (Macintosh HD in most cases) to highlight.
2. From the File menu select Get Info (cmd+I).
3. Click the lock icon in the bottom right to make changes.
4. Click on the “Read only” text in the Privilege column next to Everyone and set the privilege to “Read & Write.”

You should now be able to see the system drive as a valid media drive.



*If you repair permissions on the system drive, they will reset and you will have to repeat this procedure.*

## Qualified Workstations and Laptops

The following tables list the qualified workstations and laptops for Media Composer editing applications.

### Qualified PC Workstations with Avid Media Composer

The following PC Workstations are qualified with Avid Media Composer.



*Avid Artist DNxIV requires a Thunderbolt 2 or 3 card. See [details here](#).*

Qualified PC Hardware	Graphics Card	Supported with
HP Z8 G4 Dual [8 - 24 core 2.1 Ghz or higher] scalable	Nvidia P4000, P5000, P6000	Avid Artist DNxIO Avid Artist DNxIQ
64-128 GB DDR4-2666 memory, Tower	AMD WX7100	

<b>Qualified PC Hardware</b>	<b>Graphics Card</b>	<b>Supported with</b>
HP Z6 G4 Dual [8 -24 core 2.1 Ghz or higher] Intel Scalable Processors 64 to 192GB DDR4-2666 memory	Nvidia P4000, P5000, AMDWX7100	Avid Artist DNxIO Avid Artist DNxIQ
HP Z4 G4 6 - 10 core or 18 core 3.3 Ghz or higher processor 32-128 GB DDR4-2666 memory, Tower	Nvidia P2000, P4000 AMD WX5100,WX7100	Avid Artist DNxIO Avid Artist DNxIQ
Dell 7920 Dual (8-24 core 2.1 GHz or higher) Intel Scalable Processors Tower 64 to 128 GB DDR4-2666 memory	Nvidia P4000 P5000 P6000 AMD WX7100	Avid Artist DNxIO Avid Artist DNxIQ Avid Artist DNxIV
Dell R7920 Dual (8-24 core 2.1 GHz or higher) Intel Scalable Processors Rack 64 to 128 GB DDR4-2666 memory Thunderbolt adapter not supported in Rack 7920	Nvidia P4000 P5000 P6000 AMD WX7100	Avid Artist DNxIO Avid Artist DNxIQ
Dell 7820 Dual (8-24 core 2.1 GHz or higher) Intel Scalable Processors 64 to 128 GB DDR4-2666 memory	Nvidia P4000 P5000 AMD WX7100	Avid Artist DNxIO Avid Artist DNxIQ Avid Artist DNxIV
Dell 5820 6, 8 or 10 core 3.3 Ghz or higher Intel W-Processors 32 to 128 GB DDR4-2666 memory	Nvidia P600, P1000 P2000	Avid Artist DNxIO Avid Artist DNxIQ Avid Artist DNxIV
Lenovo P920 Dual [8 -28 core 2.1 Ghz or higher] Intel Scalable Processors 64 to 192 GB DDR4-2666 memory	Nvidia P4000 P5000, P6000	Avid Artist DNxIO Avid Artist DNxIQ
HP Z240 3.0 Ghz or higher quad core i7/Xeon E3 8 to 64 GB DDR4-2400 memory Tower or SFF	Nvidia K1200 (SFF), P2000 (Tower) Intel P630	Software Only
HP Z2 Mini 3.0 Ghz or higher quad core i7/Xeon E3 8 to 32 GB 2400Mhz DDR4 Memory, USB-C	Nvidia M620, HD530, HD630	Software Only
Dell 3620 3.0 Ghz or higher quad core i7/Xeon E3 8/16/32 GB DDR4-2400 memory Tower	Nvidia M2000, M4000 Intel P630	Software Only
Dell 3420 3.0 Ghz or higher quad core i7/Xeon E3 8/16/32 GB DDR4-2400 memory SFF	Nvidia K620, K1200 Intel P630	Software Only

<b>Qualified PC Hardware</b>	<b>Graphics Card</b>	<b>Supported with</b>
Dell 5720 AIO 3.3 Ghz or higher quad core i7/Xeon E3 3840x2160 - 8 to 64 GB 2400Mhz DDR4 Memory, thunderbolt 3/USB-C	AMD WX4150	Software Only Mojo DX Avid Artist DNxIO Avid Artist DNxIQ Avid Artist DNxIV
Lenovo P720 Dual [8 -28 core 2.1 Ghz or higher] Intel Scalable Processors 64 to 192 GB DDR4-2666 memory	NvidiaP2000, P4000 P5000	Avid Artist DNxIO Avid Artist DNxIQ
Lenovo P520/P520C 6, 8, 10 or 18core 2.3 Ghz or higher] Intel W-Processors 32 to 128 GB DDR4-2666 memory	Nvidia P1000, P2000 P4000	Avid Artist DNxIO Avid Artist DNxIQ
Lenovo P320 3.0 Ghz or higher quad core i7/Xeon E3 8/16/32 GB DDR4-2400 memory Tower or SFF	Nvidia P600, P1000 P2000(Tower) Intel P630	Software Only
Lenovo P320 Tiny 2.9 GHz quad core i7-7700T	Nvidia P600	Software Only
HP Z840 Dual [8 - 16 core 2.1 Ghz or higher] Intel V4 32/64 GB DDR4 2400 memory	Nvidia P4000, P5000, P6000, M4000, M5000, M6000 AMD W7100, WX7100	Software Only Nitris DX Mojo DX Avid Artist DNxIO Avid Artist DNxIQ Avid Artist DNxIV
HP Z640 Dual 10, 12, 16 core 2.1 Ghz or higher] Intel V4 32/64 GB DDR4-2400 memory	Nvidia P4000, P5000, P6000 M2000, M4000 M5000, M6000 AMDW5100, W7100, W8100	Software Only Nitris DX Mojo DX Avid Artist DNxIO Avid Artist DNxIQ Avid Artist DNxIV
Dell 7910 Dual [8 - 16 core 2.1 Ghz or higher] Intel V4 32/64 GB DDR4-2400 memory	Nvidia M4000, M5000, M6000 AMD W7100, W8100	Software Only Nitris DX Mojo DX Avid Artist DNxIO Avid Artist DNxIQ Avid Artist DNxIV
Dell R7910 Dual [8 - 16 core 2.1 Ghz or higher] Intel V4 32/64 GB DDR4-2400 memory	Nvidia M4000, M5000, M6000 AMD W7100, W8100	Software Only Mojo DX Avid Artist DNxIO Avid Artist DNxIQ

<b>Qualified PC Hardware</b>	<b>Graphics Card</b>	<b>Supported with</b>
Dell 7810 Dual [8-16 core 2.1 Ghz or higher] Intel V4 32/64 GB DDR4-2400 memory	Nvidia M2000, M4000, M5000  AMD W5100W, W7100, W8100	Software Only Nitris DX Mojo DX Avid Artist DNxIO Avid Artist DNxIQ Avid Artist DNxIV
Dell 5810 [6 or 8 core 3.0 Ghz or higher] Intel V4 16/32/64 GB DDR4- 2400 memory	Nvidia M2000  AMD W5100	Software Only Nitris DX Mojo DX Avid Artist DNxIO Avid Artist DNxIQ Avid Artist DNxIV
Lenovo P910 Dual [8 - 16 core 2.1 Ghz or higher] Intel V4 32/64 GB DDR4-2400 memory	Nvidia M4000, M5000, M6000	Software Only Nitris DX Mojo DX Avid Artist DNxIO Avid Artist DNxIQ Avid Artist DNxIV
Lenovo P710 Dual [8 - 16 core 2.1 Ghz or higher] Intel V4 32/64 GB DDR4-2400 memory	Nvidia M2000, M4000, M5000	Software Only Nitris DX Mojo DX Avid Artist DNxIO Avid Artist DNxIQ Avid Artist DNxIV
HP Z440 [6 or 8 core 3.0 Ghz or higher] Intel V4 16/32/64 GB DDR4- 2400 memory	Nvidia P2000, M2000  AMD W5100	Software Only Nitris DX Mojo DX Avid Artist DNxIO Avid Artist DNxIQ Avid Artist DNxIV
Lenovo P510 6 or 8 core 3.0 Ghz or higher Intel V4 16/32/64 GB DDR4- 2400 memory	Nvidia M2000, K1200	Software Only Nitris DX Mojo DX Avid Artist DNxIO Avid Artist DNxIQ Avid Artist DNxIV

<b>Qualified PC Hardware</b>	<b>Graphics Card</b>	<b>Supported with</b>
HP Z840 Dual 8, 10 or 12 core Intel V3 2.3 Ghz or higher Onboard NIC supported for ISIS 32 or 64 GB DDR4- 2133 memory	Nvidia K4200, K5200, M4000, M5000, M6000  AMD W7100, W8100	Software Only Nitris DX Mojo DX Avid Artist DNxIO Avid Artist DNxIQ Avid Artist DNxIV
HP Z640 Dual 8, 10 or 12 core Intel V3 2.3 Ghz or higher 32/64 GB DDR4-2133 Memory	Nvidia K2200, K4200, K5200, M4000, M5000  AMD, W5100, W7100, W8100	Software Only Nitris DX Mojo DX Avid Artist DNxIO Avid Artist DNxIQ Avid Artist DNxIV
Dell R7910 Dual 8,10 or 12 Core Intel V3 2.3 Ghz or higher Onboard NIC supported for ISIS 32 or 64 GB DDR4- 2133 memory	Nvidia K4200, K5200, M4000, M5000, M6000  AMD W7100, W8100	Software Only Mojo DX Avid Artist DNxIO Avid Artist DNxIQ Avid Artist DNxIV
Dell 7910 Dual 8, 10 or 12 core Intel V3 2.3 Ghz or higher - Onboard NIC supported for ISIS 32 or 64 GB DDR4- 2133 memory	Nvidia K4200, K5200, M4000, M5000, M6000  AMD W7100, W8100	Software Only Nitris DX Mojo DX Avid Artist DNxIO Avid Artist DNxIQ Avid Artist DNxIV
Dell 7810 Dual 8, 10 or 12 core Intel V3 2.3 Ghz or higher - Onboard NIC supported for ISIS 32 or 64 GB DDR4- 2133 memory	Nvidia K2200, K4200, K5200, M4000, M5000  AMD W5100, W7100, W8100	Software Only Nitris DX Mojo DX Avid Artist DNxIO Avid Artist DNxIQ Avid Artist DNxIV
Lenovo P900 Dual 8, 10 or 12 core Intel V3 2.3 Ghz or higher - Onboard NIC supported for ISIS 32 or 64 GB DDR4- 2133 memory	Nvidia K4200, K5200, M4000, M5000, M6000	Software Only Nitris DX Mojo DX Avid Artist DNxIO Avid Artist DNxIQ Avid Artist DNxIV

Qualified PC Hardware	Graphics Card	Supported with
Lenovo P700 Dual 8, 10 or 12 core Intel V3 2.3 Ghz or higher - Onboard NIC supported for ISIS 32 or 64 GB DDR4- 2133 memory	Nvidia, K2200 K4200, K5200, M4000, M5000	Software Only Nitris DX Mojo DX Avid Artist DNxIO Avid Artist DNxIQ Avid Artist DNxIV
HP Z240 Tower and SFF (Small Form Factor) Quad Xeon E3- 1245V5 3.5 Ghz Onboard NIC supported for ISIS 8/16/32 GB DDR4- 2133 Memory	Nvidia K620, K1200 K2200, HD530	Software Only
Lenovo P310 Tower and SFF (Small Form Factor) Quad Xeon E3- 1245V5 3.5 Ghz Onboard NIC supported for ISIS 8/16/32 GB DDR4- 2133 Memory	Nvidia K620, K1200 K2200 HD530	Software Only
Dell 3620 quad Xeon E3-1245V5 3.5 Ghz Onboard NIC supported for ISIS 8/16/32 GB DDR4- 2133 Memory	Nvidia K620, K2200 HD530	Software Only
Dell 3420 SFF (Small Form Factor) Quad Xeon E3-1245V5 3.5 Ghz Onboard NIC supported for ISIS 8/16/32 GB DDR4- 2133 Memory	Nvidia K620, K1200 HD530	Software Only
HP Z820 Dual 12 core E5-2695V2 2.4 Ghz, Dual 8 core E5-2650V2 2.6 Ghz, or Dual 6-core E5-2630V2 2.6 Ghz Onboard NIC supported for ISIS 16 or 32 GB DDR3- 1866 memory (only 32 GB RAM is supported with the Dual 12 core model)	Nvidia K4000	Software Only Nitris DX Mojo DX Avid Artist DNxIO Avid Artist DNxIQ Avid Artist DNxIV
Dell T7610 Dual 12 core E5-2695V2 2.4 Ghz, Dual 8 core E5-2650V2 2.6 Ghz, or Dual 6- core E5-2630V2 2.6 Ghz Onboard NIC supported for ISIS 16 or 32 GB DDR3- 1866 memory (only 32 GB RAM is supported with the Dual 12 core model)	Nvidia K4000	Software Only Nitris DX Mojo DX Avid Artist DNxIO Avid Artist DNxIQ Avid Artist DNxIV
Dell R7610 Dual 12 core E5-2695V2 2.4 Ghz, Dual 8 core E5-2650V2 2.6 Ghz, or Dual 6- core E5-2630V2 2.6 Ghz Onboard NIC supported for ISIS 16 or 32 GB DDR3- 1866 memory (only 32 GB RAM is supported with the Dual 12 core	Nvidia K4000	Software Only Nitris DX Mojo DX Avid Artist DNxIO Avid Artist DNxIQ



<b>Qualified PC Hardware</b>	<b>Graphics Card</b>	<b>Supported with</b>
Dell T5610 Dual 12 core E5-2695V2 2.4 Ghz, Dual 8 core E5- 2650V2 2.6 Ghz, or Dual 6-core E5-2630V2 2.6 Ghz Onboard NIC supported for ISIS 16 or 32 GB DDR3- 1866 memory (only 32 GB RAM is supported with the Dual 12 core model)	Nvidia K4000	Software Only Nitris DX Mojo DX Avid Artist DNxIO Avid Artist DNxIQ Avid Artist DNxIV
Lenovo D30 Dual 12 core E5-2695V2 2.4Ghz, Dual 8 core E5- 2650V2 2.6 Ghz , or Dual 6-core E5- 2630V2 2.6 Ghz Onboard NIC supported for ISIS 16 or 32 GB DDR3- 1866 memory (only 32 GB RAM is supported with the Dual 12 core model)	Nvidia K4000	Software Only Nitris DX Mojo DX Avid Artist DNxIO Avid Artist DNxIQ Avid Artist DNxIV
Lenovo C30 Dual 12 core E5-2695V2 2.4 Ghz, Dual 8 core E5- 2650V2 2.6 Ghz, or Dual 6-core E5-2630V2 2.6 Ghz Onboard NIC supported for ISIS 16 or 32 GB DDR3- 1866 memory (only 32 GB RAM is supported with the Dual 12 core model)	Nvidia K4000	Software Only Nitris DX Mojo DX Avid Artist DNxIO Avid Artist DNxIQ Avid Artist DNxIV
HP Z440 6-core or 8 core Intel V3 3.0 Ghz or higher Onboard NIC supported for ISIS 16 or 32 GB DDR4- 2133 memory	Nvidia K2200 AMD W5100	Software Only Nitris DX Mojo DX Avid Artist DNxIO Avid Artist DNxIQ Avid Artist DNxIV
Dell 5810 6-core or 8 core Intel V3 3.0 Ghz or higher Onboard NIC supported for ISIS 16 or 32 GB DDR4- 2133 memory	Nvidia K2200 AMD W5100	Software Only Nitris DX Mojo DX Avid Artist DNxIO Avid Artist DNxIQ Avid Artist DNxIV
Lenovo P500 6-core or 8 core Intel V3 3.0 Ghz or higher Onboard NIC supported for ISIS 16 or 32 GB DDR4- 2133 memory	Nvidia K2200	Software Only Nitris DX Mojo DX Avid Artist DNxIO Avid Artist DNxIQ Avid Artist DNxIV

Qualified PC Hardware	Graphics Card	Supported with
HP Z420 6-core E5-1650 V2 3.5 Ghz Onboard NIC supported for ISIS 8 or 16 GB DDR3-1866 Memory	Nvidia K2000	Software Only Nitris DX Mojo DX Avid Artist DNxIO Avid Artist DNxIQ Avid Artist DNxIV
Dell T3610 6-core E5-1650 V2 3.5 Ghz Onboard NIC supported for ISIS 8 or 16 GB DDR3-1866 Memory	Nvidia K2000	Software Only Nitris DX Mojo DX Avid Artist DNxIO Avid Artist DNxIQ Avid Artist DNxIV
Lenovo S30 6-core E5- 1650 V2 3.5 Ghz Onboard NIC supported for ISIS 8 or 16 GB DDR3- 1866 Memory	Nvidia K2000	Software Only Nitris DX Mojo DX Avid Artist DNxIO Avid Artist DNxIQ Avid Artist DNxIV
HP Z230 Tower and SFF (Small Form Factor) Quad-core E3-1245v3 3.4 Ghz CPU 8 or 16 GB DDR3-1600 memory	Intel HD P4600 Nvidia K600	Software Only
Dell T1700 Tower Only (Small Form Factor not supported) Quadcore E3-1245v3 3.4 Ghz CPU 8 or 16 GB DDR3-1600 memory	Nvidia K600	Software Only
Lenovo P300 Tower and SFF (Small Form Factor) Quad-Core E3- 1246v3 3.5 Ghz CPU 8 or 16 GB DDR3-1600 Memory	Intel HD 4600 Nvidia K600, K620	Software Only
Lenovo E32 Tower and SFF (Small Form Factor) Quad-Core E3- 1245v3 3.4 Ghz CPU 8 or 16 GB DDR3-1600 Memory	Intel HD 4600 Nvidia K600	Software Only
HP Z1 G3 3.3 Ghz or higher quad core i7/Xeon E3 3840x2160 - 8 to 64 GB 2133Mhz DDR4 Memory, thunderbolt 3/USB-C	Nvidia M1000M, M2000M	Software Only Mojo DX Avid Artist DNxIO Avid Artist DNxIQ Avid Artist DNxIV
HP Z1 G2 All-in-one E3- 1245V3 3.4 Ghz CPU 8 or 16 GB DDR3-1600 Memory	Intel HD 4600 Nvidia K2100M, K3100M, K4100M	Software Only Mojo DX

Qualified PC Hardware	Graphics Card	Supported with
Lenovo ThinkCentre Edge 93Z i7-4770S quad core 3.1 Ghz 8 or 16 GB DDR3-1600 memory	Intel HD 4600	Software Only

### Qualified PC Notebooks for Avid Media Composer

The following PC Notebooks are qualified with Avid Media Composer. The following applies to the editing system when running on a laptop:

- DNxHD capture is only supported on Mojo DX on a Quad core system with hyperthreading enabled. Nitris DX is not supported on laptops.
- Capture of 10 bit video for example, DNxHD 185x, is not supported on Mojo DX.
- Playback in full quality 10 bit mode is not supported

Qualified PC Notebooks	Graphics Cards	Supported With
Dell 7730 17" 2.6Ghz or higher 6 core i7/Xeon E3 8 to 64 GB 2667Mhz DDR4 Memory	NvidiaP3200 P4200 P5200 AMD WX4170	Avid Artist DNxIO Avid Artist DNxIQ Avid Artist DNxIV Mojo DX
Dell 7530 15" 2.6Ghz or higher 6 core i7/Xeon E3 8 to 64 GB 2667Mhz DDR4 Memory	NvidiaP1000 P2000 AMD WX4150	Avid Artist DNxIO Avid Artist DNxIQ Avid Artist DNxIV Mojo DX
Dell 5530 15" 2.6Ghz or higher 6 core i7/Xeon E3 Thin and light 8 to 32 GB 2667Mhz DDR4 Memory USB 3.0 to Ethernet required for Avid NEXIS Connectivity	NvidiaP1000 P2000	Avid Artist DNxIO Avid Artist DNxIQ Avid Artist DNxIV Mojo DX
Dell 3530 15" 2.6Ghz or higher 6 core i7/Xeon E3 8 to 32 GB 2667Mhz DDR4 Memory	NvidiaP600	Avid Artist DNxIO Avid Artist DNxIQ Avid Artist DNxIV Mojo DX
HP Zbook 17" G4 2.8 Ghz or higher quad core i7/Xeon E3	Nvidia P3000 P4000 P5000 AMD WX4170	Avid Artist DNxIO Avid Artist DNxIQ Avid Artist DNxIV Mojo DX

<b>Qualified PC Notebooks</b>	<b>Graphics Cards</b>	<b>Supported With</b>
HP Zbook 15" G4 2.8 Ghz or higher quad core i7/Xeon E3	Nvidia M620 M1200 M2200 AMD WX4150	Avid Artist DNxIO Avid Artist DNxIQ Avid Artist DNxIV Mojo DX
HP Zbook Studio Ultrabook G4 2.8 Ghz or higher quad core i7/Xeon E3	Nvidia M1200	Avid Artist DNxIO Avid Artist DNxIQ Avid Artist DNxIV Mojo DX
Dell 7720 17" 2.6 Ghz or higher quad core i7/Xeon E3 1920x1080 or 3840x2160 - 8 to 64 GB 2400Mhz DDR4 Memory, thunderbolt 3	Nvidia P3000, P4000, P5000 AMD Radeon WX4150, WX7100	Avid Artist DNxIO Avid Artist DNxIQ Avid Artist DNxIV Mojo DX
Dell 7520 15" 2.6 Ghz or higher quad core i7/Xeon E3 1920x1080 or 3840x2160 - 8 to 64 GB 2400Mhz DDR4 Memory, thunderbolt 3	Nvidia M1200, M2200 AMD Radeon WX4130, WX4150	Avid Artist DNxIO Avid Artist DNxIQ Avid Artist DNxIV Mojo DX
Dell 5520 15" 2.8 Ghz or higher quad core i7/Xeon E3 1920x1080 or 3840x2160 - 8 to 32 GB 2400Mhz DDR4 Memory Thunderbolt 3	Nvidia M1200	Avid Artist DNxIO Avid Artist DNxIQ Avid Artist DNxIV Mojo DX
Dell 3520 15" 2.8 Ghz or higher quad core i7/Xeon E3 1920x1080 - 8 to 32 GB 2400Mhz DDR4 Memory - Thunderbolt 3	Nvidia M620	Avid Artist DNxIO Avid Artist DNxIQ Avid Artist DNxIV Mojo DX
HP Zbook Studio G4 2.8 Ghz or higher quad core i7/Xeon E3 1920x1080 or 3840x2160 - 8 to 32 GB 2400Mhz DDR4 Memory, Thunderbolt 3, Ultrabook	Nvidia M1200	Avid Artist DNxIO Avid Artist DNxIQ Avid Artist DNxIV Mojo DX
HP Zbook 15" G3 2.6 Ghz or higher Quad core i7/Xeon E3 1920x1080 or 3840x2160- 8 to 64 GB 2133Mhz DDR4 Memory, thunderbolt 3	Nvidia M1000M, M2000M, M600M AMD, W5170M Intel HD 530, P530, P580	Avid Artist DNxIO Avid Artist DNxIQ Avid Artist DNxIV Mojo DX

<b>Qualified PC Notebooks</b>	<b>Graphics Cards</b>	<b>Supported With</b>
HP Zbook 17" G3 2.6Ghz or higher quad core i7/Xeon E3	Nvidia M3000M, M4000M, M5000M AMD W6150M Intel HD 530, P530, P580	Avid Artist DNxIO Avid Artist DNxIQ Avid Artist DNxIV Mojo DX
Dell 7710 17" 2.7 Ghz quad core i7 or 2.9 Ghz Xeon E3 1920x1080 or 3840x2160 - 8/16/32 GB 2133Mhz DDR4L Memory	Nvidia M3000M, M4000M, M5000M AMD W7170M	Avid Artist DNxIO Avid Artist DNxIQ Avid Artist DNxIV Mojo DX
Dell 7510 15" 2.5 Ghz and higher quad core i7 1920x1080 or 3200x1800 - 8/16/32 GB 2133Mhz DDR4L Memory	Nvidia M1000M, M2000M AMD W5170M	Avid Artist DNxIO Avid Artist DNxIQ Avid Artist DNxIV Mojo DX
Dell 5510 15" 2.3 Ghz and higher quad core i7 1920x1080 or 3840x2160 - 8/16 GB 2133Mhz DDR4L Memory USB-C	Nvidia M1000M	Avid Artist DNxIO Avid Artist DNxIQ Avid Artist DNxIV Mojo DX
Dell 3510 15" 2.3 Ghz and higher quad core i7 1920x1080 - 8/16 GB 2133Mhz DDR4L Memory	AMD W5130M	Avid Artist DNxIO Avid Artist DNxIQ Avid Artist DNxIV Mojo DX
Lenovo P70 2.6 Ghz or higher quad core i7/Xeon E3 1920x1080 or 3840x2160 - 8 to 64 GB 2133Mhz DDR4, Memory, thunderbolt 3	Nvidia M3000M, M4000M, M5000M	Avid Artist DNxIO Avid Artist DNxIQ Avid Artist DNxIV Mojo DX
Lenovo P50 2.6 Ghz or higher quad core i7/Xeon E3 1920x1080 or 3840x2160 - 8 to 64 GB 2133Mhz DDR4 Memory, thunderbolt 3	Nvidia M1000M, M2000M	Avid Artist DNxIO Avid Artist DNxIQ Avid Artist DNxIV Mojo DX
HP Zbook 17" G2 - 2.5 Ghz and higher quad core i7 1920x1080 - 8/16/32 GB 1600Mhz DDR3 Memory thunderbolt	Nvidia K3100M K4100M, K2200M	Avid Artist DNxIO Avid Artist DNxIQ Avid Artist DNxIV Mojo DX
HP Zbook 15" G2 - 2.5 Ghz and higher quad core i7 1920x1080 or 3200x1800 screen resolution 8/16/32 GB 1600Mhz DDR3L Memory Thunderbolt	Nvidia K1100M, K2100M	Avid Artist DNxIO Avid Artist DNxIQ Avid Artist DNxIV Mojo DX

<b>Qualified PC Notebooks</b>	<b>Graphics Cards</b>	<b>Supported With</b>
Dell M6800 17" 2.5 Ghz and higher quad core i7 1920x1080 - 8/16/32 GB 1600Mhz DDR3 Memory	Nvidia K2200M, K3100M, K4100M K5100M	Software Only Mojo DX
Dell M4800 15" 2.5 Ghz and higher quad core i7 1920x1080 or 3200x1800 - 8/16/32 GB 1600Mhz DDR3 Memory	Nvidia K1100M, K2100M	Software Only Mojo DX
Dell M3800 15" 2.3 Ghz and higher quad core i7 1920x1080 8/16/32 GB 1600Mhz DDR3 Memory	Nvidia K1100M	Avid Artist DNxIO Avid Artist DNxIQ Avid Artist DNxIV Mojo DX
Lenovo W541 15" 2.5 Ghz and higher quad core i7 15" 1920x1080 2880x1620 - 8/16/32 GB 1600Mhz DDR3 Memory Thunderbolt	Nvidia K1100M, K2100M	Avid Artist DNxIO Avid Artist DNxIQ Avid Artist DNxIV Mojo DX
HP Zbook 17" 2.4 Ghz and higher quad core i7 1920x1080 - 8/16 GB 1600Mhz DDR3 Memory thunderbolt	Nvidia K3100M, K4100M	Software Only Mojo DX
HP Zbook 15" 2.4 Ghz and higher quad core i7 1920x1080 - 8/16 GB 1600Mhz DDR3 Memory thunderbolt	Nvidia K1100M, K2100M	Software Only Mojo DX
HP Zbook 14" 2.1 Ghz dual core i7-4600U 1920x1080 - 8/16 GB 1600Mhz DDR3L Memory	Intel HD4400 ATI FirePro M4100	Software Only
Dell M6800 17" 2.4 Ghz quad core i7 – Late 2014 1920x1080 screen resolution 8 or 16 GB 1600Mhz DDR3 Memory	Nvidia K3100M, K4100M	Software Only Mojo DX
Dell M4800 15" 2.4 Ghz quad core i7 – Late 2014 1920x1080 screen resolution 8 or 16 GB 1600Mhz DDR3 Memory	Nvidia K1100M, K2100M	Software Only Mojo DX
Dell M3800 15" - 2.2 Ghz quad core i7 - Late 2014 1920x1080 screen resolution 8 or 16 GB 1600Mhz DDR3 Memory	Nvidia K1100M	Software Only

Qualified PC Notebooks	Graphics Cards	Supported With
Lenovo W540 15" 2.4 Ghz and higher quad core i7 15" 1920x1080 - 8/16 GB 1600Mhz DDR3 Memory Thunderbolt	Nvidia K1100M K2100M	Software Only Mojo DX

## Qualified Macintosh Workstations for Avid Media Composer

The following Macintosh Workstations are qualified with the Avid Media Composer.



*Avid Artist DNxIV requires a Thunderbolt 2 or 3 card. See [details here](#).*

Qualified Macintosh Hardware	Graphics Cards	Supported With
iMac Pro 5K 27" 3.2 Ghz i7 8 core 3.0 Ghz i7 10 core 2.5 Ghz i7 14 core 2.3 Ghz i7 18 core  Late 2017 - 32 to 128GB 2666 Mhz DDR4 NOTE: 10Gb Ethernet requires Avid NEXIS Pro client v2018.3.	Radeon Pro Vega 56, 64	Avid Artist DNxIO Avid Artist DNxIQ Avid Artist DNxIV Mojo DX
iMac Retina 5K 27" 4.2 Ghz i7 Quad core Mid 2017 - 8 to 64 GB 2400 Mhz DDR4	Radeon Pro 570, 575, 580	Avid Artist DNxIO Avid Artist DNxIQ Avid Artist DNxIV Mojo DX
iMac Retina 4K 21.5" 3.6 Ghz i7 Quad core Mid 2017 - 8 to 32 GB 2400Mhz DDR4	Radeon Pro 555, 560	Avid Artist DNxIO Avid Artist DNxIQ Avid Artist DNxIV Mojo DX
iMac Retina 5K 27" 4.0 Ghz i7 Quad core Late 2015 - 8/16/32 GB 1867Mhz DDR3	Radeon M390, M395, M395X	Avid Artist DNxIO Avid Artist DNxIQ Avid Artist DNxIV Mojo DX
iMac Retina 4K 21.5" 3.3 Ghz i7 Quad core Late 2015 - 8/16/32 GB 1867Mhz DDR3	Intel Iris Pro 6200	Avid Artist DNxIO Avid Artist DNxIQ Avid Artist DNxIV Mojo DX

Qualified Macintosh Hardware	Graphics Cards	Supported With
iMac Retina 5K 27" 4.0 Ghz i7 Quad core Late 2014 - 8/16/32 GB 1600Mhz DDR3	Radeon M290X, M295X	Avid Artist DNxIO Avid Artist DNxIQ Avid Artist DNxIV Mojo DX
iMac 27" 3.2, 3.4, GHz i5 or 3.5 i7 Quad-core (Late 2013 Thunderbolt)	NVIDIA GeForce GTX 775	Software Only Mojo DX
iMac 21.5" 2.9, GHz i5 or 3.1 i7 Quad-core (Late 2013 Thunderbolt)	NVIDIA GeForce GTX 750	Software Only Mojo DX
Mac Pro 6 core 3.5 Ghz, 8 core 3.0 Ghz, 12 core 2.7 (Late 2013) 16/32 GB 1866Mhz DDR3 Memory Thunderbolt - no PCI-e slots	Dual AMD FirePro D300, D500, D700	Mojo DX Nitris DX (no HD capture) Artist DNxIO Artist DNxIQ Artist DNxIV

### Qualified Macintosh Notebooks for Media Composer

The following Macintosh notebooks are qualified with the current editing applications. The following applies to the editing system when running on a laptop.

- HD Capture on Macintosh notebooks is not supported
- Playback in full quality 10 bit mode is not supported

Qualified Macintosh Notebook	Graphics Cards	Supported With
MacBook Pro 15" 2.8 Ghz and higher i7 quad core Mid 2017 - Touch Bar & Thunderbolt 3 16 GB 2133Mhz LPDDR3 Memory Touch Bar not used by MC	HD630 AMD Radeon Pro 555, 560	Avid Artist DNxIO Avid Artist DNxIQ Avid Artist DNxIV Mojo DX
MacBook Pro 15" 2.6 Ghz and higher i7 quad core Late 2016 - Touch Bar & Thunderbolt 3 16 GB 2133Mhz DDR4 Memory Touch Bar not used by MC	HD530 AMD Radeon 450,455, 460	Avid Artist DNxIO Avid Artist DNxIQ Avid Artist DNxIV Mojo DX
MacBook Pro 15" 2.2 Ghz and higher i7 quad core Mid 2015 Retina & Thunderbolt 16 GB 1600Mhz DDR3L Memory	HD5000 AMD Radeon M370X	Avid Artist DNxIO Avid Artist DNxIQ Avid Artist DNxIV Mojo DX



Qualified Macintosh Notebook	Graphics Cards	Supported With
MacBook Pro 15" 2.3 Ghz and higher i7 quad core Retina Late 2013 and Mid 2014 8 or 16 GB 1600Mhz DDR3L Memory	Nvidia GeForce GT 750M & Intel HD5000	Avid Artist DNxIO Avid Artist DNxIQ Avid Artist DNxIV Mojo DX

## Feature Performance

A number of features in this editing application are processor-intensive. As a result, you might experience problems if you are working on an older system. The following chart shows the hardware that Avid has successfully qualified when using these features. For a list of the qualified systems, see [Qualified Workstations and Laptops](#).

Feature	Description	Recommended System
16K projects	64GB RAM minimum	
Editing High Resolution, High Frame Rate XAVC-I Media (UHD/4k in 59.94p) 4 streams of media and color adapters	64 GB RAM minimum, 96 GB recommended	Dell 7920 Dell 7820 <ul style="list-style-type: none"> <li>Dual Xeon Gold 6154 3.0 Ghz, turbo up to 3.7 Ghz 18-core (72 cores with Hyperthreading)</li> <li>AMD WX-7100</li> </ul> Storage: 10Gb Ethernet Avid NEXIS
1080p/50 XAVC Long Baseband Capture	16 GB RAM minimum	Qualified PC Dual 6 Core or higher Qualified Mac Pro 6 core or higher, 12 core with Hyperthreading

Feature	Description	Recommended System
Editing High Resolution, High Frame Rate DNxHR Media (UHD/4k in 59.94p)	16 GB RAM minimum, 32 GB recommended	<p>HP Z840/Z820 HP Z640/Z620 Dell 7920/7910/ T7610 Dell 7820/7810/T5610 Lenovo P910/P900/ Lenovo P710/P700</p> <ul style="list-style-type: none"> <li>NVIDIA P5000, M5000 or K5200 and AMD WX-7100 PCIe Gen3 Gfx card (recommended)</li> </ul> <p>Mac Pro</p> <ul style="list-style-type: none"> <li>12 core (24 with Hyperthreading) 3 GHz</li> <li>Dual AMD FirePro 500/700 Graphics card</li> </ul> <p>Storage: 10Gb Ethernet Avid NEXIS</p>
Editing High Resolution Media (Higher than 2K+)	16 GB RAM minimum	<p>Qualified PC Dual 6 Core or higher Qualified Mac Pro 6 core or higher, 12 core with Hyperthreading</p>
DMF and Background Transcode, Background Render	8 GB RAM minimum. 16 GB RAM recommended	<p>Qualified PC Dual 6 Core or higher Qualified Mac Pro 6 core or higher, 12 core with Hyperthreading</p>
Media Composer   Cloud	16GB RAM minimum. 24 GB or higher recommended depending upon system model.	i7 Quad core or higher with Hyperthreading
J2K Capture		<p>Qualified PC Dual 6 Core or higher Qualified Mac Pro 6 core or higher, 12 core with Hyperthreading</p>
XDCAM Long GOP 9-way MultiCam with high stream count sequences	Avid recommends 16 GB RAM	<p>Qualified PC Dual 6 Core or higher Qualified Mac Pro 6 core or higher, 12 core with Hyperthreading</p> <p>Storage: 10Gb Ethernet ISIS</p>

<b>Feature</b>	<b>Description</b>	<b>Recommended System</b>
Stereoscopic 3D	For optimal performance with Stereoscopic 3D, use these higher performance systems. Avid recommends a minimum of 12GB RAM when using Stereoscopic 3D.	Qualified PC Dual 6 Core or higher Qualified Mac Pro 6 core or higher, 12 core with Hyperthreading
XDCAM HD50 Capture	Baseband capture through Nitris DX, Mojo DX	Qualified systems
HD RGB 4444 Apple ProRes 4444 DNxHD 4444	HD RGB capture requires a high end workstation with Nitris DX and fast storage.	Qualified PC Dual 6 Core or higher Qualified Mac Pro 6 core or higher, 12 core with Hyperthreading  Storage: 10Gb Ethernet ISIS
AMA (RED)	AMA is a processor intensive operation. Older platforms may not offer optimum performance. you will get better performance with higher end workstations.	Qualified Xeon Workstations  NOTE: RED plug-in uses the Graphics Processor. Better performance with high performance graphics cards.
AMA (QuickTime)	AMA is a processor intensive operation. Lower end platforms may not offer optimum performance. Highly compressed codecs such as H.264 will exhibit minimal real-time performance.	Recommendation of qualified systems depends on your planned use of this feature. Heavy usage of highly compressed codecs requires the high end systems. (Dual 6 Core or Dual 8 Core systems)
AVCI-Intra Capture	AVC-Intra capture with software codecs is supported.	24 core and higher Windows systems only. Note: If problems are encountered, please use a Nitris DX w/AVC-I capabilities or ingest at another resolution like DNxHD and transcode to AVC I.

Feature	Description	Recommended System
AVCI-Intra	AVC-Intra(AVC-I) is a high quality, low bit-rate HD codec and is very CPU intensive.	<p><b>4-Way MultiCam Playback</b></p> <p>Dual Quad Core, Dual 6 Core or Dual 8 Core Systems</p> <p><b>Four Stream Playback:</b></p> <p>Dual Quad Core, Dual 6 Core or Dual 8 Core Systems</p> <p><b>AMA Workflows:</b> Dual Quad, Dual 6 or Dual 8 core systems</p>

## Compatibility Chart

The following table lists the NVIDIA<sup>®</sup> driver, QuickTime<sup>®</sup>, Windows Media<sup>™</sup>, shared storage, Sony<sup>®</sup> XDCAM<sup>™</sup>, Panasonic<sup>®</sup> P2, and Avid Artist Series versions that were qualified with the Avid editing applications.

**IMPORTANT: For information on third party support (for example, Sorenson, Boris, etc) see the third party's web site.**

Item	Versions	Comments
QuickTime Support	v7.7.9 (Windows) v10.x, (v7.x legacy) (Macintosh)	<p>Note: QuickTime v10X does not include QuickTime Pro options.</p> <p>Note: QuickTime is not supported with Windows 10.</p>
Windows Media Version Support	Windows Media Player 12 (for Windows 7)	<p>If you do not have Windows Media Player, access the download at <a href="http://www.microsoft.com">www.microsoft.com</a>.</p> <p>Windows Media export compatibility is subject to Microsoft Windows Media updates.</p>

Item	Versions	Comments
Avid Interplay Support	See <a href="#">Knowledge Base article</a> on compatibility.	IMPORTANT: The Avid Interplay components that get installed on the editing application must be updated to the Avid Interplay version that is released with the editing application. These include the Media Indexer, Interplay Access, Interplay Framework, Interplay Transfer Client and ProEncode Client. The Avid Interplay Server components can remain on the previous releases listed as supported. For details, see the “Avid Editing Application Compatibility with Interplay Releases” doc on the Knowledge Base.
NVIDIA Driver Support	v390.77	See <a href="#">“Setting up the NVIDIA Card”</a> on <a href="#">page 34</a> . For setting up the driver for stereoscopic, see the NVIDIA setup info in the Stereoscopic 3D Workflow Guide.
Shared Storage Support	Avid NEXIS and Avid ISIS®.	See <a href="#">“Shared Storage Support”</a> on <a href="#">page 35</a> .
Sony XDCAM driver	v2.13 (XDCAM Transfer for Macintosh) Windows FAM v2.3.2 and VFAM v5.0.2	The VFAM firmware version for PDW-U1 is 2.600. The PDW-U2 is 2.810. The driver can be downloaded from Sony's website <a href="http://esupport.sony.com/">http://esupport.sony.com/</a> .
Panasonic P2 drive	(Macintosh) v3.1.7 (Windows) v2.24	There is currently no P2 writeback support for Macintosh clients.
Avid Artist Series (Euphonix)	EuControl software v3.4	See the User’s Guide for information on Artist Series Color setup information.

# Avid Editing Application Compatibility with Pro Tools

## General Co-Installation Notes:

- Install Pro Tools first and then Media Composer.
- You must uninstall all older versions of Media Composer or Pro Tools before installing newer versions.
- Co-install does not support both applications launched simultaneously.
- When you uninstall Pro Tools, choose to uninstall just the application and not the audio drivers or the editing application no longer sees the devices. On a Macintosh Pro Tools 10 system, this is named the “Safe Uninstall.” On a Macintosh Pro Tools 11 system no uninstallation is required. On a Windows Pro Tools 10 or 11 system, you must select the first uninstall option - “Pro Tools Only” - which is not selected by default.
- Mojo SDI will not be supported with Media Composer or Pro Tools 11, but can still be connected in a co-install configuration for use with Pro Tools 10.
- If you install and configure Avid Mojo DX or Nitris DX hardware on your system, the editing application does not use any connected Pro Tools audio device for audio input/output operations. You can also use these audio devices with a software-only version of your Avid editing application.
- If you run into any issues, uninstall both applications and reinstall Pro Tools first, and then reinstall your editing application.
- Media Composer v5.0 and later and Pro Tools v8.0.3 and later do not include support for the Original Mbox. If you want to use the Original Mbox, you should use Media Composer v4.x and Pro Tools v8.0.1 instead.
- If you want to install your Avid editing application on a system with the Pro Tools Avid Video Engine installed, you must use one of the following configurations:
  - Media Composer v5.5/NewsCutter v9.5 and later with Pro Tools v9.0 or later.
  - Media Composer v5.0.x/NewsCutter v9.0.x with Pro Tools v8.5 or earlier.

# Co-installation Configurations and Audio Device Support

## Avid Pro Tools Applications

<b>Pro Tools Product</b>	<b>MC/NC Software Only</b>	<b>MC/NC with Mojo DX</b>	<b>MC/NC/ with Nitris DX</b>
Pro Tools Software Only	Co-install	Co-install	Co-install
Pro Tools HD Native	Co-install/ Audio Device	Co-install	Co-install
Pro Tools HD	Co-install/ Audio Device	Co-install	Co-install
Pro Tools HD, with chassis	Not Tested	Not Tested	Not Tested

## Avid Mbox Family Audio Devices (3rd Generation)

<b>Audio Device (Interface)</b>	<b>MC/NC Software Only</b>	<b>MC/NC with Mojo DX</b>	<b>MC/NC/ with Nitris DX</b>
Mbox (USB)	Co-install/ Audio Device	Co-install	Co-install
Mbox Pro	Co-install/ Audio Device	Co-install	Co-install
Mbox Mini (USB)	Co-install/ Audio Device	Co-install	Co-install

## Avid Mbox 2 Family Audio Devices

<b>Audio Device (Interface)</b>	<b>MC/NC Software Only</b>	<b>MC/NC with Mojo DX</b>	<b>MC/NC/ with Nitris DX</b>
Mbox 2 (USB)	Co-install/ Audio Device	Co-install	Co-install

<b>Audio Device (Interface)</b>	<b>MC/NC Software Only</b>	<b>MC/NC with Mojo DX</b>	<b>MC/NC/ with Nitris DX</b>
Mbox 2 Pro (1394)	Co-install	Co-install	Co-install
Mbox 2 Mini (USB)	Co-install/ Audio Device	Co-install	Co-install
Mbox 2 Micro (USB)	Co-install	Co-install	Not tested

### Other Avid Audio Devices

<b>Audio Device (Interface)</b>	<b>MC/NC Software Only</b>	<b>MC/NC with Mojo DX</b>	<b>MC/NC/ with Nitris DX</b>
Digi 002 (1394)	Co-install/ Audio Device (Windows)	Co-install	Co-install
Digi 003 (1394)	Co-install	Co-install	Co-install
Eleven Rack (USB)	Not Supported	Not Supported	Not Supported
Fast Track Pro (USB)	Audio Device	Not Supported	Not Supported

## External Controllers

Your Avid editing application supports the following external fader controllers or mixers for automation gain and pan recording or as control surfaces:

- Digi 002 (Windows only)
- Command|8
- Avid Artist Control
- Avid Artist Mix



- Avid Artist Transport
- Avid Artist Color

External controllers or mixers are optional. They are not required for you to perform automation gain or pan recording on an Avid editing system.

The following table compares Avid external controllers and mixers.

<b>Feature</b>	<b>Digi 002 (MC only)</b>	<b>Command  8</b>	<b>Avid Artist Control</b>	<b>Avid Artist Mix</b>	<b>Avid Artist Transport</b>	<b>Avid Artist Color</b>
Control surface for transport controls and other functions	Yes	Yes	Yes	Yes (transport only, no soft keys)	Yes	
Provides audio play, input, and output	Yes	No	No	No	No	
Record automation gain	Yes	Yes	Yes	Yes	No	
Record automation pan	Yes	Yes	Yes	Yes	No	
Flying faders	Yes (8)	Yes (8)	Yes (4)	Yes (8)	No	
Touch-sensitive faders	Yes	Yes	Yes	Yes	No	
Touch-sensitive panners	No	No	Yes	Yes	No	
Solo/mute	Yes	Yes	Yes	Yes	No	
Supports audio mixing	No <sup>a</sup>	No	No	No	No	
Latch mode (also known as Snap mode)	Yes	Yes	Yes	Yes	No	
Number of steps of fader accuracy	1024	1024	1024	1024	Not applicable	

Feature	Digi 002 (MC only)	Command  8	Avid Artist Control	Avid Artist Mix	Avid Artist Transport	Avid Artist Color
---------	-----------------------	---------------	---------------------------	--------------------	--------------------------	----------------------

- a. The Digi 002 can be used as a standalone audio mixer but not at the same time as it is being used as an automation gain or automation pan controller or control surface.

For more information on using these external fader controllers or mixers, see “Recording Automation Gain or Automation Pan Information” in the Help.

## Setting up the NVIDIA Card

To set up the NVIDIA card, you must make sure you have the correct display driver version (install the display driver if necessary, and set the correct display settings. See the “[Compatibility Chart](#)” on page 28 for information on the supported driver(s).

Prior to setting up the NVIDIA card, check to make sure you have the correct display driver version. If you do not have the correct NVIDIA driver, you can install it from the Utilities folder that installs with your Avid application.

Installation files for these drivers are installed in the folder Program Files\Avid\Utilities\nVidia.

### To check the NVIDIA display driver version:

1. Right-click the Desktop and select NVIDIA Control Panel. You can also open the Windows Control Panel and double-click the NVIDIA Control Panel icon.
2. Click System Information at the bottom left corner of the NVIDIA Control Panel.

The version number is listed in the Graphics card information section on the ForceWare version line.

### To install the NVIDIA display driver:

1. Navigate to Program Files\Avid \Utilities \nVidia and double-click the folder that corresponds to your operating system.
2. Double-click the file for the applicable driver.
3. Follow the on-screen instructions, and then restart your system.

### To setup multiple displays:

1. Right-click the Desktop, and select Nvidia Control Panel.
2. In the settings window in the left of the window, click Set up multiple displays.
3. Select or deselect the desired monitors listed.

### **To set the Driver for Avid Editing Environments**

1. Right-click the Desktop, and select Nvidia Control Panel.
2. Click Manage 3D Settings.
3. Click the Global Setting tab.
4. Under Global presets, select Base Profile.
5. Scroll to locate the Power Management Mode. Select Prefer maximum performance.
6. Click Apply.

Reboot after installing the Nvidia software even if you are not prompted to do so.

Never use the Windows “roll back driver” feature on the Nvidia driver. The driver version must match the rest of the components the Nvidia installer installs.

## **Shared Storage Support**

For information on Shared Storage Support, see the Avid NEXIS and Avid ISIS tables in the following document:

[http://resources.avid.com/SupportFiles/Attachments/MediaCentral\\_Compatibility\\_Matrix.pdf](http://resources.avid.com/SupportFiles/Attachments/MediaCentral_Compatibility_Matrix.pdf)

## Legal Notices

Product specifications are subject to change without notice and do not represent a commitment on the part of Avid Technology, Inc.

This product is subject to the terms and conditions of a software license agreement provided with the software. The product may only be used in accordance with the license agreement.

This product may be protected by one or more U.S. and non-U.S. patents. Details are available at [www.avid.com/patents](http://www.avid.com/patents).

No part of this document may be reproduced or transmitted in any form or by any means, electronic or mechanical, including photocopying and recording, for any purpose without the express written permission of Avid Technology, Inc.

Copyright © 2018 Avid Technology, Inc. and its licensors. All rights reserved.

Portions © Copyright 2003-2007 of MOG Solutions.

### Attn. Government User(s). Restricted Rights Legend

U.S. GOVERNMENT RESTRICTED RIGHTS. This Software and its documentation are "commercial computer software" or "commercial computer software documentation." In the event that such Software or documentation is acquired by or on behalf of a unit or agency of the U.S. Government, all rights with respect to this Software and documentation are subject to the terms of the License Agreement, pursuant to FAR §12.212(a) and/or DFARS §227.7202-1(a), as applicable.

### Trademarks

Avid, the Avid Logo, Avid Everywhere, Avid DNXHD, Avid DNXHR, Avid Nexis, AirSpeed, Eleven, EUCON, Interplay, iNEWS, ISIS, Mbox, MediaCentral, Media Composer, NewsCutter, Pro Tools, ProSet and RealSet, Maestro, PlayMaker, Sibelius, Symphony, and all related product names and logos, are registered or unregistered trademarks of Avid Technology, Inc. in the United States and/or other countries. The Interplay name is used with the permission of the Interplay Entertainment Corp. which bears no responsibility for Avid products. All other trademarks are the property of their respective owners. For a full list of Avid trademarks, see: <http://www.avid.com/US/about-avid/legal-notices/trademarks>.

Adobe and Photoshop are either registered trademarks or trademarks of Adobe Systems Incorporated in the United States and/or other countries. Apple and Macintosh are trademarks of Apple Computer, Inc., registered in the U.S. and other countries. Windows is either a registered trademark or trademark of Microsoft Corporation in the United States and/or other countries. All other trademarks contained herein are the property of their respective owners.

Avid Media Composer ReadMe • Created 7/17/18