



Avid NEXIS® ReadMe

Version 2019.12.0

Important Information

Avid recommends that you read all the information in this ReadMe file thoroughly before installing software or attempting to use the Avid NEXIS system. This ReadMe provides information that is not in the other Avid NEXIS documentation. This ReadMe applies to the v2019.x software releases of Avid NEXIS, which run on Avid NEXIS infrastructures.



Search the Avid Knowledge Base for the most up-to-date ReadMe file, which contains the latest information that might have become available after the documentation was published. To view the online version, visit the Knowledge Base at www.avid.com/support.

This ReadMe provides hardware and software requirements, an overview of the major features of this release, and limitations and known issues. See the appropriate *Avid NEXIS Setup Guide* for information on physical connection of the system and loading the system and client software. You can access the documentation from the [Avid NEXIS Knowledge Base](#).

For compatibility with other Avid products, see the Knowledge Base page for [Avid Audio and Video Compatibility Charts](#).



Avid recommends that you purchase installation services with your Avid NEXIS system.

Revision History

Date	Release	Changes Made
12/12/2019	2019.12.0	See “ What’s New in Avid NEXIS 2019.12.0 ” on page 6
11/12/2019	2019.10.1	See “ What’s New in Avid NEXIS 2019.10.1 ” on page 7
10/29/2019	2019.10.0	See “ What’s New in Avid NEXIS 2019.10.0 (Revised) ” on page 7 Revised December 2019: Additional bug fix noted
08/20/2019	2019.8.0	See “ What’s New in Avid NEXIS 2019.8.0 (Revised) ” on page 8 Revised October 2019: Additional bug fix noted
06/25/2019	2019.6.0	See “ What’s New in Avid NEXIS 2019.6.0 ” on page 8
05/30/2019	2019.5.0	See “ What’s New in Avid NEXIS 2019.5.0 ” on page 9
05/17/2019	2019.4.2	See “ What’s New in Avid NEXIS 2019.4.2 (Revised) ” on page 10 Revised June 2019: Additional bug fix noted
05/06/2019	2019.4.1	See “ What’s New in Avid NEXIS 2019.4.1 (Revised) ” on page 10 Revised June 2019: Additional bug fix noted
04/08/2019	2019.4.0	See “ What’s New in Avid NEXIS 2019.4.0 ” on page 11
03/21/2019	2019.2.2	See “ What’s New in Avid NEXIS 2019.2.2 ” on page 12

Date	Release	Changes Made
02/21/2019	2019.2	See “What’s New in Avid NEXIS 2019.2” on page 12

Contents

- Accessing the Online Documentation 4
- If You Need Help 4
- Avid Training Services 4
- Recommended and Required Releases 5
- What’s New in Avid NEXIS 2019.12.0 6
- Previous Avid NEXIS 2019.x Releases 7
- Supported Upgrade Paths 14
- System Director and Client Version Compatibility 14
- System Configuration Limits 14
- System Performance (On-Premise) 16
- Hardware and Software Requirements 19
- Supported Client Operating Systems 19
- macOS 10.14.5 and 10.14.6 Limited Support with Previous Avid NEXIS Client Versions 20
- Supported Browsers in an Avid NEXIS On-Premise Environment 21
- Intel® Adapters and Drivers 24
- Qualified and Approved Avid NEXIS Switches 24
- Known Issues 24
- Special Notes 28
- Legal Notices 30

Accessing the Online Documentation

The Avid NEXIS documentation is accessible in PDF format from the [Avid NEXIS Knowledge Base](#).

If You Need Help

If you are having trouble using your Avid product:

1. Retry the action, carefully following the instructions given for that task in this guide. It is especially important to check each step of your workflow.
2. Check the latest information that might have become available after the documentation was published.

New information is provided in the ReadMe file, available online.

You should always check online for the most up-to-date release notes or ReadMe because the online version is updated whenever new information becomes available. To view the online versions, visit the Knowledge Base at www.avid.com/US/support.

3. Check the documentation that came with your Avid application or your hardware for maintenance or hardware-related issues.
4. Visit the online Knowledge Base at www.avid.com/US/support. Online services are available 24 hours per day, 7 days per week. Search this online Knowledge Base to find answers, to view error messages, to access troubleshooting tips, to download updates, and to read or join online message-board discussions.

Avid Training Services

Avid makes lifelong learning, career advancement, and personal development easy and convenient. Avid understands that the knowledge you need to differentiate yourself is always changing, and Avid continually updates course content and offers new training delivery methods that accommodate your pressured and competitive work environment.

For information on courses/schedules, training centers, certifications, courseware, and books, please visit www.avid.com/support and follow the Training links, or call Avid Sales at 800-949-AVID (800-949-2843).

Recommended and Required Releases

Avid NEXIS System and Client Releases

The following Avid NEXIS | FS releases are either recommended or required in the cases listed below.

Avid NEXIS System	Avid NEXIS Client	Guidance
2019.12.0	2019.12.0	Recommended for all systems <i>Required for: macOS Catalina (10.15), Linux File Gateway</i> Last Release to support Windows 7 and Server 2008 R2
2019.10.1	2019.10.1	Recommended for Avid NEXIS Windows clients
2019.10.0		Recommended for Avid NEXIS Systems plus macOS & Linux Clients <ul style="list-style-type: none"> • Support for Tiered Storage Management API for Avid NEXIS Cloud Storage • Enhanced performance, scalability, and security for Avid NEXIS Cloud Storage • Workspace Delete Confirmation Dialog
2019.8.0	2019.8.0	<ul style="list-style-type: none"> • Avid NEXIS Cloudspaces - Back up file system metadata • macOS Mojave Notarization support • Workspace default two-disk protection (Releases Avid NEXIS FS 2019.4 - 2019.6 incorrectly set default protection for on-premise to Unprotected) • Improved handling of under-performing disks
2019.2.0 ^a	2019.2.2	Minimum Version for all Avid NEXIS This release resolves several stability and rebuild issues. Newer versions above also include important enhancements to handling under-performing media disks

- a. Installations running older versions of Avid NEXIS | FS will be supported if covered by an Avid Global Services contract. Customers are strongly encouraged to upgrade to the recent releases shown above.

USM Firmware Releases

The USM firmware package is a bundle of firmware for the hardware components in an Avid NEXIS, such as the power supply units, Controllers, and the BMC. Certain USM firmware versions are supported only with certain Avid NEXIS versions; see the following table for details.

USM upgrades are currently performed remotely by Avid. Contact Avid Global Customer Services for details.

USM Firmware Package Version	BMC version ^a	Minimum Avid NEXIS Version Required
USM 1.37	0.01.003c	Avid NEXIS 2019.2 and higher, on Avid NEXIS Enterprise, Avid NEXIS SDA, and Avid NEXIS PRO 40TB with Controller 10)
4.1.16d or 4.1.16g	2.0.0002 (for 4.1.16d) 2.00.1093c (for 4.1.16g)	Avid NEXIS 2019.2 and higher, on Avid NEXIS PRO 20TB and Avid NEXIS PRO 40TB with purple fascia Controller
USM 1.32	0.01.0034	Avid NEXIS 7.9.1
USM 1.16	0.01.0013	Avid NEXIS 6.x

a. The BMC version is shown in the Avid NEXIS Management Console, on the Storage Controllers page.

What's New in Avid NEXIS 2019.12.0

Avid NEXIS version 2019.12.0 introduces the following new features and support.

- Avid NEXIS v2019.12.0 introduces an updated, Linux-based File Gateway application that replaces the previous File Gateway that ran on a dedicated AS3000 server. (See also [“Linux File Gateway Issues” on page 27.](#)) Avid NEXIS | Linux File Gateway runs in a virtual machine that you configure with CentOS 7.5, File Gateway 2019.12.0 (included in the kit with this release), and Avid NEXIS Client version 2019.12. A new File Gateway installation, administration and user guide is available on the [Avid NEXIS Documentation Knowledge Base](#).
- Avid NEXIS v2019.12 Client software supports macOS version 10.15 (see [“Client Issues” on page 25](#)). As of this release, Avid supports macOS versions 10.15, 10.14, and 10.13.
macOS 10.15 does not support 32-bit applications, therefore clients running macOS 10.15 can no longer use the PathDiag Utility. Avid suggests using the Benchmark Utility instead. The Avid Benchmark Utility Guide is available on the [Avid NEXIS Documentation Knowledge Base](#).

Avid NEXIS version 2019.12.0 also includes the following fixes.

- [SSENG-24192] **[Server Fix]** Fixed an issue where, during an upgrade, the System Director would assert during startup due to a timing issue with some services, disrupting the upgrade process.
- [SSENG-23855] **[Server Fix]** Fixed an issue that prevented Media Packs from rejoining a system after intermittent power failures.
- [SSENG-23809] **[Server Fix]** Improved monitoring and management of system memory use to prevent memory leak errors.
- [SSENG-23694] **[Server Fix]** Improved the speed (reduced the time) of the System Director to enable clients to reconnect if a configured LDAP server becomes unavailable.
- [SSENG-23504] **[Client Fix]** Resolved an issue with missing packages that prevented installation of Avid NEXIS Client version 2019.8 for Windows 7 and Windows Server 2008 clients.

Previous Avid NEXIS 2019.x Releases

What's New in Avid NEXIS 2019.10.1

Avid NEXIS version 2019.10.1 is a patch release that addresses the following.

- [SSENG-23955] Fixed a memory leak issue with Windows clients running Avid NEXIS Client version 2019.8 and 2019.10.0. The underlying issue resulted in a gradual increase in memory consumption by one of the Avid NEXIS client processes.
- [SSENG-23944] Fixed an issue that caused an “unsigned driver” error when installing Avid NEXIS Client version 2019.10.0 on a Windows 7 client system.

What's New in Avid NEXIS 2019.10.0 (Revised)

Avid NEXIS version 2019.10.0 introduces the following new features and support.

- Tiered Storage Management (TSM) API for Avid NEXIS | Cloud Storage systems, providing a programmatic ability to transparently store and move files in a single Avid NEXIS Workspace across multiple storage tiers. Avid NEXIS TSM enables Workspaces to take advantage of Microsoft Azure Hot, Cool, and Archive Blob storage tiers to optimize the placement of files based on performance and cost. Refer to Microsoft Azure documentation to learn more about pricing and availability guidelines for data stored in each tier.
- Avid NEXIS | Cloud Storage client now supports enhanced performance, scalability, and security, by allowing clients to use the HTTPS protocol to communicate directly to Avid NEXIS | Cloud Storage, eliminating the need for data I/O to go through the Avid NEXIS VM running in the cloud.
- Support for 32GB memory Controllers in Avid NEXIS | E2, Avid NEXIS | E2 SSD, and Avid NEXIS | PRO 40TB. Details about the new 32GB memory Controllers are available in the revised *Avid NEXIS Setup and Maintenance Guide*.

Any Avid NEXIS | E2 or Avid NEXIS | E2 SSD Engine running the embedded System Director must have 32GB Controllers to enable activation of Avid NEXIS | Cloudspaces.

If Cloudspaces is already configured, replace the 16GB Controllers in the Engine running the System Director service with 32GB Controllers before you upgrade to Avid NEXIS version 2019.10. If the upgrade occurs before the Controllers are replaced, the Management Console displays a warning about any Controllers with 16GB of memory. Upgrade those Controllers as soon as you can. Avid NEXIS | E2 and Avid NEXIS | E2 SSD Engines that are running the embedded System Director but not using Cloudspaces do not require the expanded memory.

- [SSENG-22932] A new dialog box is displayed when you delete Workspaces, showing the names of the selected Workspaces and requesting confirmation. This gives you the opportunity to cancel and unselect Workspaces you do not want to delete. In the Management Console Workspaces list view, the first Workspace in the list is automatically selected. This sometimes resulted in a Workspace being unintentionally deleted.

Avid NEXIS version 2019.10.0 also includes the following fixes.

- [SSENG-21652, 22127, 22132, 22272, 22367, 22560, 22899, 23068, **23564-Added Dec. 2019**] **[Server Fixes]** Fixed a condition where temporary loss of heartbeat caused an unnecessary Controller failover.
- [SSENG-22946] **[Server Fix]** When Media Packs were added (bound) to an Avid NEXIS | E5 Engine and added to a Storage Group, a spurious warning message indicated that no binding information was available. This error did not result in workflow issues.
- [SSENG-23419] **[Server Fix]** In a Chrome browser, messages in the Management Console about an operation could be obscured by the scroll bar that is displayed to allow users to scroll through the full message.
- [SSENG-23499] **[Server Fix]** Reduced the timeout value while searching for an available LDAP server. Enables the Avid NEXIS system to reconnect faster after a session fails.
- [SSENG-19717] **[Client Fix]** Improved handling of multiple applications opening the same file on the same client through different paths (for example, one application uses a drive letter and another uses a UNC path).
- [SSENG-22883] **[Client Fix]** Improved performance of 40GbE clients connected to Avid NEXIS | E2 SSD systems, so that they now maximize the available bandwidth from a single Avid NEXIS | E2 SSD Engine.

What's New in Avid NEXIS 2019.8.0 (Revised)

Avid NEXIS version 2019.8.0 introduces the following new features and support.

- File system metadata is automatically backed up to a Cloud storage account for all Avid NEXIS on-premise systems with an active Cloudspaces subscription. The metadata is stored separately from the Workspaces in the Cloud Storage Group. The Avid NEXIS administrator does not need to configure or monitor the metadata backups.
- Avid NEXIS v2019.8 Client software satisfies the notarization requirement that was introduced in macOS version 10.14.5. See [“macOS 10.14.5 and 10.14.6 Limited Support with Previous Avid NEXIS Client Versions”](#) on page 20.

Avid NEXIS version 2019.8.0 also includes the following fixes.

- [SSENG-22901] **[Server Fix]** Resolved a mismatch in the Management Console between the amount of available space in the Storage Group indicated by the Capacity Tracker, and the Maximum Capacity field in the Workspace Attributes panel when creating a new Workspace.
- **Note added since release**—[SSENG-22933] **[Server Fix]** When creating a new Workspace in an on-premise Storage Group, the default Media Pack protection mode is now Two-Disk instead of Unprotected.

What's New in Avid NEXIS 2019.6.0

Avid NEXIS version 2019.6.0 introduces the following new features and support.

- This release introduces support for mirror-capable Storage Groups of three or more Avid NEXIS | E2 SSD Engines, each with the same capacity Media Pack.
- This release adds support for 38.4TB Media Packs in Avid NEXIS | E2 SSD Engines, and is the minimum version to use with that size Media Pack.

Avid NEXIS version 2019.6.0 also includes the following fixes and improvements.

Server Fixes

- [SSENG-22428] After installing Avid NEXIS version 2019.5 on new Avid NEXIS | E5 NL systems, the systems were unable to start because an incorrect value for the product was set. This problem does not occur on Avid NEXIS | E5 NL Engines that were already running an Avid NEXIS version and were upgraded.



If you are deploying a new Avid NEXIS | E5 NL Engine with the factory image, upgrade the engine to Avid NEXIS version 2019.2, then upgrade to the current version.

- [SSENG-22438] Fixed the ‘drive life remaining’ status for the following drives with drive firmware version 1121 (as shown in the UI, or SF441121 as printed on the drive label) in engines running Avid NEXIS version 2019.5 and earlier:
 - 960GB and 1.92TB media drives for Avid NEXIS | E2 SSD systems
 - 480GB system drives for Avid NEXIS | PRO 40TB systems

Client Fixes

- [SSENG-22446] MediaCentral | Editorial Management could not access bins on Avid NEXIS systems running 2019.4.1, 2019.4.2, or 2019.5.
- [SSENG-21547] When the Avid NEXIS client was installed, running a program by clicking on a shortcut with a network drive (instead of a local drive) in the path caused an error and the program could not be launched. This usually happened when a user’s home drive was on a network.
- [SSENG-22386] In rare circumstances, the Media Indexer server became unresponsive while indexing multiple Avid NEXIS systems.

What’s New in Avid NEXIS 2019.5.0

Avid NEXIS version 2019.5.0 introduces the following new features and support.

- This release support moving Workspaces between on-premise Storage Groups with matching Storage Group performance and Workspace protection, in certain circumstances. See the *Avid NEXIS Administration Guide* for full details.
- Avid has modified the Avid NEXIS Client and System compatibility to allow the upgrade of the system (Storage Engine and System Director) to a newer version than the client. Previously the Avid NEXIS client was required to be the same as or higher than the system. Avid NEXIS clients running version 2019.2.2 or higher can connect to systems running a higher version. See [“System Director and Client Version Compatibility” on page 14](#) for more details.

The new logic eases the upgrade process, especially for server-only updates and fixes, allowing you to immediately get the benefit of important server fixes while temporarily deferring client updates to a more convenient time. Avid still recommends ultimately running the same version on the system and the clients to make sure the clients support all the new features in a release.

- This release includes updates for system disk (SSD) firmware updates as part of the kit. This and future release kits will include and automatically update drive firmware as needed.
- This release supports a new CentOS Linux client kernel. See [“Supported Client Operating Systems” on page 19](#).

Avid NEXIS version 2019.5.0 also includes the following fixes and improvements.

Server Fixes

- [SSENG-22121] On Avid NEXIS | Cloud Storage systems, the reported space in the Management Console was higher than the actual allocated space.
- [SSENG-22079] On Avid NEXIS | Cloud Storage systems, the system could become unresponsive if the cloud Workspaces and Storage Group were manually deleted and re-created.
- [SSENG-22089] Removed usage percentages from the Capacity Tracker for Avid NEXIS | Cloudspaces with a monthly data plan because they do not apply, and allowed the Capacity Tracker to reflect usage over 100% of included storage in a defined-amount data plan.
- [SSENG-21998] Correctly handle right-mouse click behavior while running the Management Console in the Firefox browser.

What's New in Avid NEXIS 2019.4.2 (Revised)

Avid NEXIS version 2019.4.2 is a client-specific patch release. You do not need to upgrade Avid NEXIS systems to this release.



Windows clients should use this patch release. Clients running macOS and Linux should run Avid NEXIS 2019.4.1.

Client Fixes

- [SSENG-22149] Resolved issue with Avid NEXIS being seen as 3rd party storage by Media Composer using Avid NEXIS Windows client version 2019.4.1.
- **Note added since release**—[SSENG-20952 & 21127] Improved handling of under-performing media drives causing delayed write failures. This client fix works in conjunction with Avid NEXIS Version 2019.4.1 running on the Avid NEXIS system.

What's New in Avid NEXIS 2019.4.1 (Revised)

Avid NEXIS version 2019.4.1 is a patch release that fixes the following issues.



Use this client version for macOS and Linux. Windows clients should use Avid NEXIS 2019.4.2.

Server Fixes

- **Note added since release**—[SSENG-20952 & 21127] Improved handling of under-performing media drives causing delayed write failures. This fix works in conjunction with the Avid NEXIS Version 2019.4.2 client patch for Windows systems.
- [SSENG-21404] If multiple Storage Groups are selected for deletion, including the Cloud Storage Group, only the on-premise Storage Groups will be deleted. Deleting the Cloud Storage Group is not supported.
- [SSENG-21499] After a Media Pack drive was physically removed, the Management Console continued to report it as missing.
- [SSENG-21504] Microsoft® AzCopy version 10 (Preview) did not work properly with an Avid NEXIS Workspace as the top-level directory parameter as either the source or destination of the copy operation.
- [SSENG-21540] It was possible to enter a name in the Management Console using an invalid Unicode string that caused the System Director to become unresponsive. Now if an invalid Unicode string is entered, a message is displayed in the Management Console saying “Invalid characters in name.”

- [SSENG-21550] When the event triggers for any Workspace were edited and the changes saved, if the user then selected any other Workspace while still in Edit mode, the Event Trigger values were not updated for the selected Workspace.
- [SSENG-21570] Avid NEXIS | Cloud Storage system stopped responding when user tried to download from a link in the Installers section of the Management Console.
- [SSENG-21574] The Management Console displayed a warning about unsaved changes when trying to modify additional attributes while creating a new Workspace.
- [SSENG-21588, **23825 - Added December 2019**] A hidden character (which are invalid) was accidentally pasted into a user name field in the Classic Management Console (Flash) and was accepted but not displayed. After upgrading the system to a version using the new Management Console (HTML-5), those hidden characters caused problems. The new Management Console (HTML-5) now ignores hidden characters.
- [SSENG-21593] The Capacity Tracker (new in version 2019.4) now correctly displays values for Avid NEXIS | Cloud Storage systems.
- [SSENG-21596] In an Avid NEXIS Enterprise Engine with Media Packs containing drives of different sizes, the system incorrectly reported that a spare drive was not large enough to be used as a spare in such a Media Pack. The system was improperly comparing the size of the spare drive to the largest drive in the Media Pack, instead of (correctly) the smallest.
- [SSENG-21630, 21518] After an initial Avid NEXIS | Cloudspaces activation failure then subsequent success, the Dashboard in the Management Console continued to show Activation Failed in the Cloudspaces service field.
- [SSENG-21646] The Cloud Dashboard in the Management Console displayed incorrect data for Used space under Total Cloud Usage.
- [SSENG-21658] The first attempt to activate Avid NEXIS | Cloudspaces failed, but the second activation succeeded.
- [SSENG-21666] If access to the DNS server was temporarily lost, the Avid NEXIS system falsely indicated that the Avid NEXIS | Cloudspaces subscription was invalid.

Client Fixes

- [SSENG-21551] In the Client Manager, the protection type for Avid NEXIS | Cloudspaces now displays Cloud instead of unprotected.
- [SSENG-21911] Avid NEXIS Linux client was not flushing data as expected in response to fsync() calls. This could affect edit-while-capture scenarios such as FastServe Ingest.

What's New in Avid NEXIS 2019.4.0

Avid NEXIS version 2019.4.0 introduces the following new features:

- This release introduces support for Avid NEXIS | Cloudspaces, which are Workspaces you can create in the cloud with a subscription through Avid. With Avid NEXIS | Cloudspaces, you can use cloud-based storage in conjunction with your on-premise Avid NEXIS system to park or archive media files that don't require frequent access. Subscriptions are available in a variety of storage amounts. For more information, see the Avid website: [About Avid NEXIS | Cloudspaces](#). See also "Known Issues" on page 24.
- After you upgrade Avid NEXIS | E2 SSD Engines to this release, you can use spare drive part number 9900-71306-01 (1920GB) to replace a failed SSD Media Pack drive of either the same part number or 9900-71306-00.

Avid NEXIS 2019.4.0 includes the following fixes and improvements:

- Resolved an issue for specific formats during Edit While Capture workflows. Occasionally the file headers information was written incorrectly.
- [SSENG-21482] Storage Manager (Media Pack) metadata was not updated after a failed write, and subsequent reads caused the system to become unresponsive.
- [SSENG-20355] A Media Pack drive was replaced and during the rebuild operation the drive experienced a `device_blocked` error. This prevented the drive from being completely rebuilt. Improved the handling of this case so the drive gets rebuilt.
- [SSENG-21113] After a software upgrade from version 7.10.1 to 2018.11, the system warned about missing product names. Between Avid NEXIS version 7.10 and 2018.11, a new product (Avid NEXIS | E5 NL) was introduced, which the older Avid NEXIS system did not recognize and handle properly.

What's New in Avid NEXIS 2019.2.2

Avid NEXIS version 2019.2.2 is a patch release that fixes the following issues:

- [SSENG-21110, SSENG-21039, SSENG-20864] Fixed related issues in which Windows clients running Avid NEXIS Client Manager version 2018.11 or 2019.2 with Media Composer encountered errors during auto or manual bin-save operations. Media Composer displayed any of the following messages when the user tried to save bins:
 - “Failure renaming temp bin”
 - “Changes cannot be saved to bin”
 - “Access is denied to path”

You do not need to apply this patch to Avid NEXIS Engines or the System Director Appliance.

What's New in Avid NEXIS 2019.2



Avid NEXIS v2018.4 is the minimum required release for all Avid NEXIS systems (Enterprise and PRO). This release resolves an issue that prevented correct reporting of SSD system drive failures.

The Avid NEXIS v2019.2 release includes the following new features and improvements.

New Features

- Support for the Data Migration Utility (DMU) on Mac OS client systems. The Avid NEXIS Administration Guide describes using DMU on both Windows and Mac OS clients.
- Support for Mac OS 10.14 (Mojave) on Avid NEXIS client systems. Mac systems running 10.14 with 10GbE (or higher) NICs can see a performance decrease of up to 10% compared to 10.13. The higher performing Macs, like the 18 core iMacPro 1,1, are less susceptible to this issue, but still can see up to a 5% decrease in Mojave vs. High Sierra. See also [“Myricom® Drivers for Mac OS” on page 23](#).
- Support for 2PB in a single Storage Group on an Avid NEXIS | Cloud Storage system.

Fixes and Improvements

- [SSENG-20933] Fixed an issue in High Performance Storage Groups when the system has a failed or missing drive, where a read that directly follows a write can result in a spurious read error.
- [SSENG-20513] Updated the Avid NEXIS management interface running on IP port 80 to block attempts to traverse the operating system file structure.
- [SSENG-20295] Improved internal validation checking for system configuration changes.
- [SSENG-18445] Windows clients previously reported file size rounded up to the full stripe size (4MB for Scale-Out and SSD Performance Media Packs, or 8MB for High Performance Media Packs). Both operating systems now correctly report the file size rounded up to the strip size (512KB for Scale-out and SSD Performance Media Packs, and 1024KB for High Performance Media Packs).
- [SSENG-19362] Fixed an issue with logging into the HTML-5 Management Console on systems with redundant Controllers after a Controller failover.
- [SSENG-19228] Fixed an issue where the Avid NEXIS Profiler reports “Not Found” for the ATTO NQ42 40 Gb NIC despite its presence in the system.
- [SSENG-20151] Fixed an issue on Mac clients when attempting to install the LDAP Sync Tool or the Toolbox downloaded from an Avid NEXIS system running version 2018.11, a message indicated that the .dmg installer file was damaged and should be discarded.
- [SSENG-18301] Fixed an issue where after the system rebooted (for example, after an upgrade) a message appeared indicating an internal server error and the potential symptom that no file system exists, and suggested creating a new file system. This occurred because during a reboot, subsystems temporarily lose communication with each other and cannot report or receive status until connections are restored.
- [SSENG-20144] Occasionally when logging into the Avid NEXIS Management Console, if the file system was not available and ready to support logins, the message “Unauthorized user” was displayed.
- [SSENG-18450] Deleting large amount of data from an Avid NEXIS | Cloud Storage workspace caused performance degradation for read operations.

Supported Upgrade Paths

You can upgrade an Avid NEXIS E-Series Engine, System Director Appliance, and an Avid NEXIS | PRO according to the upgrade path described next. For instructions on how to upgrade an Engine or System Director Appliance, see the *Avid NEXIS Setup and Maintenance Guide*, or the *Avid NEXIS Administration Guide*.

Avid NEXIS Upgrade Paths

The Avid NEXIS Enterprise Engines, the System Director Appliance, and the Avid NEXIS | PRO can upgrade to the following versions.

Current Avid NEXIS Version	Can Upgrade Directly To
v6.x	v2019.12.0
v7.x	
v2018.x	
v2019.2.x — v2019.10.x	

System Director and Client Version Compatibility

The Avid NEXIS Client software works with the following versions:

Avid NEXIS Client Version	Avid Shared-Storage System Version
Version 7.x, v2018.x, v2019.x and higher	Avid ISIS version 4.7.5 and higher
Version 2019.2.2 (minimum recommended version) or higher	v7.x, v2018.x, v2019.2.x—2019.6.0 and higher



The Avid NEXIS Toolbox and other utilities are tested and known to work only against a System Director of the same version. If you want to install two different versions of the Toolbox on the same system, install one of them into a directory other than the default.

System Configuration Limits

Different configuration limits apply to on-premise versus Avid NEXIS | Cloud Storage systems.



Avid NEXIS | Cloudspaces, available in Avid NEXIS v2019.4.0 and higher, is considered part of an on-premise Avid NEXIS system. The On-Premise limits table reflects updates for Avid NEXIS | Cloudspaces support.

On-Premise Limits

The following table lists the system configuration limits for all Avid NEXIS on-premise platforms.

Item	Limit
Media Packs with embedded System Director (includes all Avid NEXIS PRO configurations)	<ul style="list-style-type: none"> • 4 with all Avid NEXIS PRO (with any combination of 20TB and 40TB Media Packs) • 4 with any combination of Avid NEXIS E2 or Avid NEXIS E4 Engines and the Avid NEXIS FS Foundation license • 4 with all Avid NEXIS E2 SSD Engines, all running 2018.5 and higher • Any of the above plus 1 Cloud performance Media Pack (when Avid NEXIS Cloudspaces is activated)
Media Packs with System Director Appliance	<ul style="list-style-type: none"> • 24 with the Avid NEXIS FS Extended license and any combination of Avid NEXIS Enterprise Engines • 25–48 with the Avid NEXIS FS Advanced license, Avid NEXIS v7.6 or higher, and any combination of Avid NEXIS Enterprise Engines • 64 with the Avid NEXIS FS Advanced license, Avid NEXIS v2018.3 or higher, and any combination of Avid NEXIS Enterprise Engines • Any of the above plus 1 Cloud performance Media Pack (when Avid NEXIS Cloudspaces is activated)
Media Packs per Engine	<ul style="list-style-type: none"> • 1–2 in Avid NEXIS E4
(No Media Packs in a System Director Appliance)	<ul style="list-style-type: none"> • 4–8 in Avid NEXIS E5 • 1 in Avid NEXIS PRO, Avid NEXIS E2, Avid NEXIS E2 SSD
Storage Groups with embedded System Director ^a	<ul style="list-style-type: none"> • 1–4 with any combination of Avid NEXIS Enterprise Engines • 1–4 with all Avid NEXIS PRO • 1–4 with all Avid NEXIS E2 SSD, running 2018.5 and higher
Storage Groups with System Director Appliance	<p>Up to 32 per shared storage system, in the following combinations:</p> <ul style="list-style-type: none"> • All SSD performance • All Scale-Out performance • Combination of SSD and Scale-out • SSD and/or Scale Out with 1 High Performance (up to 8 Media Packs) • SSD and/or Scale Out with 1 Cloud Performance (1 Cloud Media Pack) • SSD and/or Scale Out with 1 High Performance and 1 Cloud performance
Workspaces	<p>1024 with an embedded System Director</p> <p>3072 with a System Director Appliance</p>
Users	5640 (all configurations)
User Groups	1028 (all configurations; a user can be in 15 groups)
Connected Clients	<ul style="list-style-type: none"> • 40 active clients with the Avid NEXIS FS Foundation license (embedded System Director) • 165 active clients with the Avid NEXIS FS Extended license (and a System Director Appliance) • 330 active with the Avid NEXIS FS Advanced license (and a System Director Appliance) • 24 active (30 connected) in Avid NEXIS PRO

Item	Limit
Files and Folders	<ul style="list-style-type: none"> 8 million on Avid NEXIS E2 and Avid NEXIS E4 3 million on Avid NEXIS PRO 20 million on any configuration with a System Director Appliance

- a. All numbers can optionally include one Cloud Storage Group, if Avid NEXIS | Cloudspaces is activated, and one High Performance Storage Group (with up to 4 Media Packs).

Avid NEXIS | Cloud Storage Limits

The following table lists the system configuration limits for Avid NEXIS | Cloud Storage systems.

Item	Limit
Media Packs per shared-storage system	One Media Pack (virtualized) with 2PB capacity
Storage Groups	One Storage Group (virtualized)
Workspaces	3072
Users	5640
User Groups	1028 (a user can be in 15 groups)
Connected Clients	330
Files and Folders	20 million

System Performance (On-Premise)

The nominal bandwidth rating for all-read workflows is 400MB/sec per Media Pack bound with the Scale-Out Performance setting regardless of protection type, and 600MB/sec per Media Pack bound with the High Performance setting. The actual write bandwidth depends on protection type. Aggregate bandwidth is therefore a function of protection type and proportion of reads to writes in the workflow.

The following table provides details on aggregate bandwidth by protection scheme and workflow proportion per Media Pack. To calculate the total performance of an Avid NEXIS system, multiply these figures by the number of Media Packs in the Storage Group. For design guidance a typical workflow is 80% reads and 20% writes.

Aggregate Throughput per Media Pack with Scale-Out Performance Bind Setting (MBytes/Sec)

Read %	Write %	Workspace Protection				
		No Protection	One Disk	Two Disk	One-Disk + Mirroring	Two Disk + Mirroring
100%	0%	400	400	400	400	400
90%	10%	400	396	392	378	376
80%	20%	400	392	384	356	352
70%	30%	400	388	376	334	328
60%	40%	400	384	368	312	304

Aggregate Throughput per Media Pack with Scale-Out Performance Bind Setting (MBytes/Sec)

Read %	Write %	Workspace Protection				
		No Protection	One Disk	Two Disk	One-Disk + Mirroring	Two Disk + Mirroring
50%	50%	400	380	360	290	280
Usable Storage		100%	89%	80%	44%	40%

Aggregate Throughput per Media Pack with High Performance Bind Setting (MBytes/Sec)

Note: Media Mirroring is not supported in High Performance Storage Groups.

Read %	Write %	Workspace Protection		
		No Protection	One Disk	Two Disk
100%	0%	600	600	600
90%	10%	600	594	588
80%	20%	600	588	576
70%	30%	600	582	564
60%	40%	600	576	552
50%	50%	600	570	540
Usable Storage		100%	89%	80%



Linux 10GbE clients can experience lower throughput than Microsoft® Windows® and macOS X® clients against both Avid NEXIS | PRO and Avid NEXIS Enterprise Engines.

Aggregate Throughput per Media Pack with SSD Performance Bind Setting (MBytes/Sec)^a

Read%	Write%	Workspace Protection				
		No Protection	One Disk	Two Disk	One-Disk + Mirroring	Two-Disk + Mirroring
100%	0%	3000	3000	3000	3000	3000
90%	10%	2900	3000	2860	2790	2780
80%	20%	2800	2760	2720	2580	2560
70%	30%	2700	2640	2580	2370	2340
60%	40%	2600	2520	2440	2160	2120
50%	50%	2500	2400	2300	1950	1900
40%	60%	2400	2280	2160	1740	1680

Aggregate Throughput per Media Pack with SSD Performance Bind Setting (MBytes/Sec)^a

Read%	Write%	Workspace Protection				
		No Protection	One Disk	Two Disk	One-Disk + Mirroring	Two-Disk + Mirroring
30%	70%	2300	2160	2020	1530	1460
20%	80%	2200	2040	1880	1320	1240
10%	90%	2100	1920	1740	1110	1020
0%	100%	2000	1800	1600	900	800
Usable Storage		100%	89%	80%	44%	40%

- a. One-Disk and Two-Disk with Mirroring performance is based on 19.2TB Media Packs with Avid Part Number 7020-71306-01 and higher, or 38.4TB Media Packs. 960GB Media Packs might have lower performance numbers in mirror configurations.

Drive Rebuilds and System Performance

When a drive in a Media Pack fails, the data from that drive is rebuilt from the other drives in that Media Pack, and involves only those drives. During a rebuild, the Media Pack's performance rating drops by the rating of one drive, or 40MB/sec (for Scale-Out Performance) or 60MB/sec (for High Performance).

With no I/O on the system, the fastest a drive can be rebuilt is 40MB/sec (for Scale-Out Performance) or 60MB/sec (for High Performance). On a Media Pack that is under full load (at complete bandwidth capacity), the minimum repair rate is 512KB/s. As the drive is rebuilt it begins contributing to the overall Media Pack performance rate for both reads and writes, so during the rebuild, the rate of 40MB/sec or 60MB/sec gradually decreases.

Performance Type	Media Pack Size (Drive Size)	Rebuild Time for One Drive (Approx.)
Scale-Out	100TB (10TB)	70 hours
	60TB (6TB)	42 hours
	20TB (2TB)	14 hours
High Performance	100TB (10TB)	50 hours
	60TB (6TB)	30 hours
	20TB (2TB)	10 hours
SSD Performance	9.6TB (960GB)	3 hours
	19.2TB (1920GB)	6 hours

The rebuild time increases with client load, and decreases as less data remains to be rebuilt.

Workspaces with One-Disk Protection are rebuilt before Workspaces with Two-Disk Protection, due to their higher vulnerability to a second drive failure.

Media Mirroring and System Performance

For mirrored Workspaces, Avid NEXIS clients can continue working through an Engine failure without interruption or needing to reconnect. To ensure all clients can work seamlessly through an Engine failure, provision the shared-storage system with enough bandwidth to account for an Engine being offline.

Hardware and Software Requirements

To meet the stringent needs of media applications the Avid NEXIS family of storage solutions is built using patented intellectual property in Avid NEXIS software running on Avid NEXIS hardware. Avid tests and qualifies configurations of Avid NEXIS software deployed on Avid NEXIS hardware. The Avid NEXIS System Director is designed to allow the binding of Avid NEXIS *only*. Avid has not published its file system specifications, protocols, or file system APIs used among the components of the file system (Avid NEXIS System Director, Avid NEXIS client, Avid NEXIS expansion engines) and these are subject to change without notice. Therefore, any connection of third party storage as part of an Avid NEXIS file system is not a licensed, approved or supported configuration.




Avid NEXIS | Cloud Storage does not support third-party editing clients.

The full compatibility matrix of Avid editors and hardware is available on the Avid support site at the following URL: http://avid.force.com/pkb/articles/en_US/compatibility/Avid-Video-Compatibility-Charts

The following table lists the compatibility between Avid NEXIS and editors from vendors other than Avid:

Qualified Third-Party Editing Clients on On-Premise Avid NEXIS Workspaces

Software	Version
Apple Final Cut Pro X (see “Final Cut Pro X Software” on page 29)	10.4.2 and higher  <i>As of Final Cut Pro X 10.4, you can store library files on Avid NEXIS instead of on local drives.</i>
Adobe Premiere Creative Cloud	Premiere Pro 2018 (v12.1.1) and higher
Blackmagic Design DaVinci Resolve	14.3 and higher
Grass Valley EDIUS Pro	9 and higher

Supported Client Operating Systems

The following table lists the currently supported client operating systems with on-premise Avid NEXIS. All of the listed client operating systems support single or dual 10 Gb Ethernet network interface cards.



Avid NEXIS | Cloud Storage supports only Windows and Linux clients.

Supported Client Operating Systems and Updates

Operating System	Version and Notes
macOS Catalina	10.15 with latest updates
macOS Mojave (64 bit kernel)	10.14.x with latest updates; see “macOS 10.14.5 and 10.14.6 Limited Support with Previous Avid NEXIS Client Versions” on page 20
macOS High Sierra (64 bit kernel)	10.13 or higher with latest updates
CentOS Linux	7.4, kernel version 3.10.0-693.17 7.5, kernel version 3.10.0-862.el7.x86_64 7.5, kernel version 4.4.174-1.el7
Red Hat Linux	6.5, kernel versions 2.6.32-431 and 2.6.32-696
Windows 10	Latest Updates Defer automatic driver updates; see “Preventing Windows 10 Automatic Driver Updates” on page 22
Windows 8.1	Latest Updates
Windows 7 (64 bit)	Latest Service Pack and see “Installing Avid NEXIS Client Software on Windows 7 and Windows Server 2008 R2” on page 21
Windows Server 2016	Latest Service Pack
Windows Server 2012 R1 and R2	Latest Service Pack
Windows Server 2008 R2	Latest Service Pack
Windows Storage Server 2008 R2 (64 bit)	Latest Service Pack and see “Installing Avid NEXIS Client Software on Windows 7 and Windows Server 2008 R2” on page 21

macOS 10.14.5 and 10.14.6 Limited Support with Previous Avid NEXIS Client Versions

As of macOS 10.14.5, Apple has instituted a new notarization requirement that makes it and 10.14.6 incompatible with some Avid NEXIS client versions, as follows:

Avid NEXIS Client Version ^a	macOS Version			
	10.13.x	10.14.0-10.14.4	10.14.5	10.14.6
2019.2.0, 2019.2.2, 2019.4.0	Y	Y	Y	Y
2019.4.1, 2019.4.2, 2019.5, 2019.6	Y	Y	N	N
2019.8.0 and higher	Y	Y	Y	Y

a. Avid NEXIS Client versions 2019.2.0 through 2019.4.0 are “grandfathered” for use with macOS 10.14.5 and 10.14.6.

Installing Avid NEXIS Client Software on Windows 7 and Windows Server 2008 R2

The Avid NEXIS Client driver for Windows uses an SHA-2 certificate. On Windows 7 and Windows Server 2008 R2 clients, the Avid NEXIS Client software will install, but the Client Manager will not see any Avid NEXIS or ISIS systems. Make sure Windows Updates are enabled, or install Microsoft Hotfix KB3033929, which allows applications with an SHA-2 certificate to run.

For more information, see <https://www.microsoft.com/en-us/download/details.aspx?id=46148>

Upgrading Avid NEXIS Client Software on Linux

For information on upgrading Avid NEXIS Client software on a Linux client, see the Avid NEXIS Client Guide and this link: [Upgrading Linux Clients from a bin File on a MediaCentral Server](#).

Supported Browsers in an Avid NEXIS On-Premise Environment

The following are the minimum browser versions qualified for the current Avid NEXIS release stream. These browsers were qualified with the client operating systems supported in the current release.

Supported Client Browser per Operating System

Operating System	Supported Browsers
Windows	Microsoft Edge ^a Mozilla Firefox Google Chrome
macOS	Apple Safari Mozilla Firefox Google Chrome ^b
Red Hat Enterprise Linux (RHEL), CentOS Linux	Mozilla Firefox (see “Known Issues” on page 24)

a. Not recommended for initial installations or system upgrades.

b. On macOS v10.15 (Catalina), do not use Chrome for initial system setup or to access the Agent. Use Safari instead.

Windows 10 Updates Might Prevent Client Manager from Connecting to Systems

After you update a Windows 10 client using certain Windows Updates the Client Manager might not display or be able to connect to any Avid NEXIS systems. If this happens, close and quit the Client Manager, then uninstall and reinstall the Avid NEXIS client software on the system.

The Windows Updates causing this problem are:

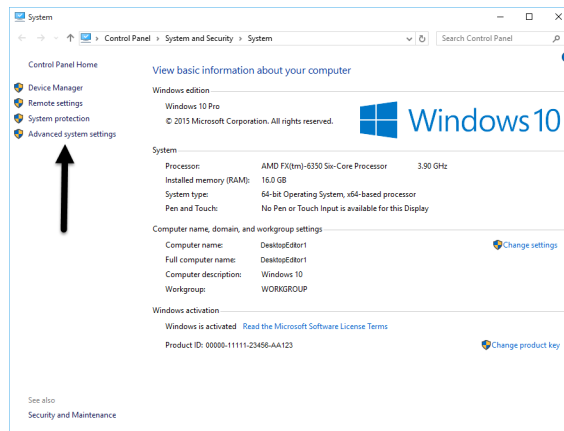
- Windows 10 KB3176495 (OS Build 14393.51)
- Windows Creators Update Version 1703 (OS Build 15063.138 or Insider Preview Build 16299)
- Windows Fall Creators Update Version 1709 (OS Build number 10.0.16299)

- Windows 10 Version 1803
- Definition Update for Windows Defender Antivirus KB2267602 (Definition 1.267.836.0)

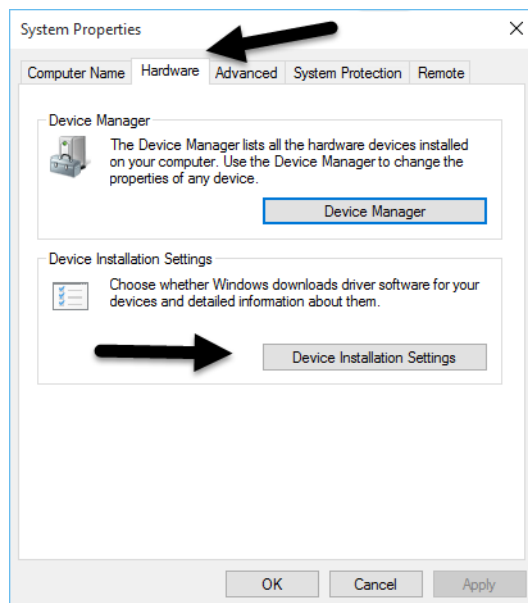
Preventing Windows 10 Automatic Driver Updates

On client systems running Windows 10, automatic Windows driver updates can remove critical NIC driver settings needed for the correct functioning of the Avid Client. To prevent disruption of clients running Windows 10 (Professional and Enterprise), you can defer automatic driver updates as follows:

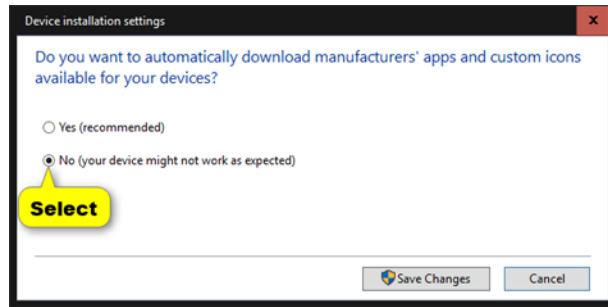
1. Right-click the “This PC” icon (formerly called “This Computer”).
2. Select Properties.
3. Select Advanced System Settings.



4. Click the Hardware tab, then click Device Installation Settings.



5. Select the option “No” to prevent downloading apps and icons automatically.



6. Click Save Changes.

Support for Symantec™ Endpoint Protection

Symantec Endpoint Protection v14 has been qualified on ISIS and Avid NEXIS (version 7.2 and higher) clients in an Interplay environment.



Do not install Symantec on the Avid NEXIS system, and do not scan network drives from an ISIS or Avid NEXIS client. For more information, see *Using Antivirus Software in an Interplay Production or Interplay Central Environment*.

ATTO® ThunderLink™ 10 GbE and 40 GbE Adapters for Mac

Avid NEXIS v2018.5 and higher supports using several ATTO ThunderLink adapters for Mac clients. See the *Avid NEXIS Network and Switch Guide* for details.

Get the latest ATTO driver from their website. Install the appropriate driver for your operating system. Use all the default values and settings.



On macOS 10.13 (High Sierra) or higher clients, you might need to unblock ATTO from the Security & Privacy preferences in the System Preferences menu.

For Windows clients using ATTO 10GbE adapters, see “Intel® Adapters and Drivers” on page 24.

Myricom® Drivers for Mac OS

The Avid NEXIS kit includes the following Myricom drivers to enable 10Gb client connections:

- myri10ge-1.3.5avid-1500-macosx.dmg for macOS 10.13
- myri10GE-1.3.6-MTU1500-Installer.dmg for macOS 10.14 and 10.15

Install the appropriate driver from the Drivers\Avid NEXIS Client\Myricom folder in the Avid NEXIS software kit.



If using VMWare on Windows clients, use the 10GbE drivers that come with the Windows OS, not the Myricom driver.



On macOS 10.13 (High Sierra) clients, you might need to unblock Myricom from the Security & Privacy preferences in the System Preferences menu.

Intel® Adapters and Drivers

See the Avid NEXIS Network and Switch Guide for supported Intel (and Intel-based ATTO) NICs.

VMWare ESXi™

The Avid NEXIS v2018.5 Client is supported with VMWare ESXi v6.0.0 (Update 1) using a VMXNET3 adapter with the Mellanox ConnectX-3 adapter and the Mellanox ESX OFED Driver version 1.9.10.2 or later.

VMWare on Windows

To use VMWare on Windows clients, use the 10GbE drivers that come with the Windows OS, not the Myricom drivers. The Avid NEXIS Client software no longer changes the speed of the VMWare virtual NIC to 1 Gb.

Qualified and Approved Avid NEXIS Switches

For a list of the current qualified and approved switches for use in the Avid NEXIS Production Network (APN), see the *Avid NEXIS Network and Switch Guide* on the [Avid NEXIS Documentation KB page](#).

Known Issues

The following are known issues with Avid NEXIS software or third-party vendors.

Avid NEXIS On-Premise System Issues

The following issues relate to the Avid NEXIS system (including hardware) and Management Console.

- ▶ New HP® workstations (for Media Composer) are shipped with HP Velocity preinstalled. However, the LiveQoS® filter driver installed by HP Velocity causes Media Composer errors such as delayed write failures and unsaved project settings.

Workaround: On HP workstations with HP Velocity, disable the LiveQoS filter driver on the NICs used for Avid NEXIS connections.

- ▶ On systems running Red Hat 6.5, Firefox browser version 17.0.10 cannot connect to the Management Console. Firefox version 17.0.10 is the highest version supported on Red Hat 6.5. Try using an older Firefox version.
- ▶ When looking at switch statistics for the Dell N2024, Dell N3024, and NETGEAR XS712T, you might see the OutDiscard counter (on Dell switches) or the Transmit Packets Discarded counter (on the NETGEAR switch) incrementing. This is acceptable as long as the rate of discards is no more than 1% of the total packets transmitted, or as long as workflows are not experiencing any dropped frames.

Avid NEXIS | Cloudspaces Issues

The following are known issues with the Avid NEXIS | Cloudspaces, introduced in Avid NEXIS version 2019.4.

- Cloud workspaces are created and then deleted silently if there is no connection to Azure at the time of workspace creation.
- If an Avid NEXIS system with Cloudspaces activated does not have NTP time synchronization enabled and its local time in UTC is behind (earlier than) the Azure time by 15 or more minutes, no communication to Azure can be made and all requests fail with the following authentication error: “Server failed to authenticate the request. Make sure the value of Authorization header is formed correctly including the signature.”

Workaround: Configure NTP Server time synchronization on the Avid NEXIS system or manually adjust the local system time to less than 15 minutes different from the Azure time.

Avid NEXIS | Cloud Storage Issues

The following are known issues with Avid NEXIS | Cloud Storage, which was introduced in Avid NEXIS version 2018.6.

- You might run into issues running clients with multiple NICs, each of which is able to connect to an Avid NEXIS | Cloud Storage system.

Workaround: In clients that are specifically connecting to Avid NEXIS | Cloud Storage, enable only one NIC.

- Windows Defender might cause “permission denied” errors in some workflows on a Windows VM in Microsoft Azure.

Data Migration Utility Issues

The following are known issues with the Avid NEXIS Data Migration Utility, which was introduced in Avid NEXIS version 2018.9.

- If the Data Migration Utility is running on a system running macOS 10.15 (Catalina), it cannot create a destination Workspace for a migration.

Workaround: Run DMU on a system that is not running macOS 10.15.

- During a migration, if either the source or destination system is disconnected from within the Client manager interface, the migration is interrupted and fails.

Workaround: Do not disconnect from systems in the Client Manager while a migration is occurring.

Client Issues

The following are known issues with the Avid NEXIS client software. When a workaround exists, it appears in the paragraph directly following the issue description.

- A performance decrease has been observed for small transfer sizes (small I/O of 64k/128k Bytes) on existing Mac devices that upgrade to macOS 10.15 Catalina.

- Avid Benchmark Utility does not work on Avid NEXIS clients running macOS 10.15 (Catalina).

Workaround: On the macOS 10.15 client, click System Preferences > Security & Privacy > Privacy > Full Disk Access and check the box for `avidbenchmarkd`. You might need to provide Administrator credentials to unlock this function (Padlock icon).

- The Belkin (used in Mac) and Realtek (used in Dell) USB-C to 1 Gb Ethernet devices do not work with Avid NEXIS clients running macOS 10.15.

Workaround: Use a Thunderbolt 2 Ethernet adapter with USB-C to Thunderbolt 2 adapter.

- The Avid NEXIS Log Utility may occasionally fail to generate logs with the error message “Couldn’t find OAM logs”.

Workaround: Close the error message and generate the logs again.

- CentOS Linux clients using the Linux GUI can experience a delay in seeing all files when browsing contents of Cloudspaces with more than a few thousand files. Browsing Cloudspaces files using the terminal avoids the delay.

- When attempting to install tools downloaded from the Management Console (LDAP Sync Tool, File Gateway, and the Avid NEXIS Toolbox) onto a Windows system, you might see a message that the file is considered unsafe because Windows cannot read the publisher certificate from Avid.

Workaround: You can safely click “Run anyway” to install the tool or utility.

- If the Client Manager is connected to an Avid NEXIS system with dual controllers and the System Director service has failed over to the second controller, the Management Console launch button in the Client Manager does not redirect to the new System Director and cannot successfully open the Management Console.

Workaround: To launch the Management Console for an Avid NEXIS system, either open a browser and enter its IP address, or add the IP address of the redundant controller to the Remote Hosts list in the Client Manager.

- macOS 10.13 and higher has enhanced security. By default, third-party kernel extensions that were not previously installed are denied. If you are installing the Avid NEXIS client on a macOS 10.13 or higher system for the first time, during the installation process, watch for the System Extension Blocked alert, and click OK to allow the Avid NEXIS client installer to complete. See the Apple Technical Note [TN2459](#).

Workaround: To see if anything was denied during installation and allow it, do the following:

1. As Administrator, open System Preferences.
2. Click Security and Privacy.
3. Click the General tab.
4. Click the lock button to make changes.

5. See if any applications or drivers are listed in the dialog box as having been denied. If so, click Allow apps downloaded from the App Store and identified developers.
6. Close the System Preferences window.

- On a client with multiple NICs, all network paths from the client to a particular Avid ISIS or Avid NEXIS must be via NICs with the same speed.
- Do not use a computer running macOS Sierra to install Avid NEXIS software on a new Engine or System Director Appliance.
- If the Avid NEXIS Client software is installed accidentally on OS X 8.5 (or any other unsupported OS X version), running the uninstaller does not work.

Workaround: Use AppCleaner (a free download) to uninstall the Avid NEXIS v6.0 Client software.

1. Download AppCleaner from: <http://www.freemacsoft.net/appcleaner/>
2. Follow the instructions for removing an application (in this case, Avid NEXIS v6.0 Client).
3. Restart the Mac.

- On Mac Pro 5,1 using a 2 x 1Gb connection to the Avid NEXIS system, you might not receive expected data rates.
- During Media Pack rebuilds the Engine performance might not reach the full Engine rating.
- If one workspace in Client Manager is mounted by Mapping a Network drive in Windows, when you unmount the workspace and then mount a different workspace in Client Manager manually using the same drive letter, Windows Explorer displays the previous workspace name instead of the new workspace name.
- The estimated amount of space available (usually measured in an amount of time at a particular resolution) might differ between what Avid NEXIS calculates and what the Avid editing system calculates. Avid NEXIS accurately reports the amount of space available for file storage. The Avid editing application accounts for overhead in formatting of the media and is more conservative in reporting how much space is available.
- The Macintosh Finder might display the Avid ISIS or Avid NEXIS folder contents incorrectly, such as the contents of folders containing items whose name includes a pound sign (#) followed by numeric characters. For example, “project # 12” might be erroneously displayed with some items duplicated and some items missing.

Workaround: Avid recommends avoiding the use of names that include a pound sign (#) followed by numeric characters.

- The Path Diagnostics customized setting for Posix tests does not work correctly on the macOS clients.

Workaround: Use the default option to automatically select the File Access Method instead.

Linux File Gateway Issues

The following are known issues with the Avid NEXIS | Linux File Gateway software that runs on a virtual machine, introduced with Avid NEXIS version 2019.12.0.

- ▶ The keyboard actions to select multiple items (using the Shift or Control keys) do not work in this release.

Special Notes

This section contains important information about the Avid NEXIS environment.

User Permissions

A user account with Administrator privileges is required to install the Avid NEXIS client software on your workstations.

LDAP Requires ASCII User Names and Passwords

The Avid implementation of LDAP (Lightweight Directory Access Protocol) requires that you restrict LDAP user names and passwords to ASCII. The LDAP/Avid NEXIS Account Synchronizer searches for groups and their users on an LDAP server and synchronizes (reconciles) user and group accounts by adding or removing users and/or groups from Avid NEXIS.

Fast User Switching Not Supported

Fast User Switching is a Windows feature that allows multiple user accounts to log on to a computer simultaneously. Fast User Switching is enabled by default in Windows computers. The Fast User Switching feature and multiple concurrent logged on user modes are not supported in the Avid NEXIS environment. The Avid NEXIS software does not distinguish the different drive letters mapped to the same workspaces on the same computer. Conflicts appear in the following two scenarios:

- When one user maps a drive letter to one workspace and another user maps the same drive letter to a different workspace
- When one user maps a workspace to one drive letter, and another user maps a different drive letter for the same workspace.

Macintosh Resource Files and Windows Clients

If Macintosh files are copied to a Windows system with the Macintosh resource fork files, the resource fork files cannot be copied to mounted workspaces from a Windows client. Avid NEXIS does not accept Macintosh resource fork files from Windows clients. Appropriate “properties” error messages are displayed if this is attempted.

Adobe Premiere Pro

Avid has tested Adobe Premiere Pro as a client in Avid NEXIS environments.

Adobe Premiere clients follow the same guidelines for Client Manager Preference settings as Avid editors. The default Client Type setting is set to Medium Resolution (limited to resolutions that draw 16 MB/s or less). Use the High Resolution setting when working with High Definition media (resolutions that draw higher than 16 MB/s). There are some HD resolutions that draw less than 16 MB/s for a single stream, but you should still use the High Resolution setting (for example, XDCAMHD 50). For more information, see the Knowledge Base at www.avid.com/support.

Final Cut Pro X Software

Avid has tested Final Cut Pro X as a client in the Avid NEXIS environments. There is no Avid restriction on the QuickTime version. Use the QuickTime version recommended in the Final Cut Pro application. Avid NEXIS supports Final Cut Pro X Macintosh clients in Switched Media Network (Layer 2), Routed Media Network (Layer 3), and Non-media Optimized Network (Mixed Layer 2 and 3) environments.

Legal Notices

Product specifications are subject to change without notice and do not represent a commitment on the part of Avid Technology, Inc.

This product is subject to the terms and conditions of a software license agreement provided with the software. The product may only be used in accordance with the license agreement.

This product may be protected by one or more U.S. and non-U.S. patents. Details are available at www.avid.com/patents.

This guide is protected by copyright. This guide is for your personal use and may not be reproduced or distributed, in whole or in part, without permission of Avid. Reasonable care has been taken in preparing this guide; however, it may contain omissions, technical inaccuracies, or typographical errors. Avid Technology, Inc. disclaims liability for all losses incurred through the use of this document. Product specifications are subject to change without notice.

This product includes software developed by the OpenSSL Project for use in the OpenSSL Toolkit (<http://www.openssl.org/>).

Part of the software embedded in this product is gSOAP software.

Portions created by gSOAP are Copyright (C) 2001-2004 Robert A. van Engelen, Genivia inc. All Rights Reserved.

THE SOFTWARE IN THIS PRODUCT WAS IN PART PROVIDED BY GENIVIA INC AND ANY EXPRESS OR IMPLIED WARRANTIES, INCLUDING, BUT NOT LIMITED TO, THE IMPLIED WARRANTIES OF MERCHANTABILITY AND FITNESS FOR A PARTICULAR PURPOSE ARE DISCLAIMED. IN NO EVENT SHALL THE AUTHOR BE LIABLE FOR ANY DIRECT, INDIRECT, INCIDENTAL, SPECIAL, EXEMPLARY, OR CONSEQUENTIAL DAMAGES (INCLUDING, BUT NOT LIMITED TO, PROCUREMENT OF SUBSTITUTE GOODS OR SERVICES; LOSS OF USE, DATA, OR PROFITS; OR BUSINESS INTERRUPTION) HOWEVER CAUSED AND ON ANY THEORY OF LIABILITY, WHETHER IN CONTRACT, STRICT LIABILITY, OR TORT (INCLUDING NEGLIGENCE OR OTHERWISE) ARISING IN ANY WAY OUT OF THE USE OF THIS SOFTWARE, EVEN IF ADVISED OF THE POSSIBILITY OF SUCH DAMAGE.

The following disclaimer is required by Apple Computer, Inc.:

APPLE COMPUTER, INC. MAKES NO WARRANTIES WHATSOEVER, EITHER EXPRESS OR IMPLIED, REGARDING THIS PRODUCT, INCLUDING WARRANTIES WITH RESPECT TO ITS MERCHANTABILITY OR ITS FITNESS FOR ANY PARTICULAR PURPOSE. THE EXCLUSION OF IMPLIED WARRANTIES IS NOT PERMITTED BY SOME STATES. THE ABOVE EXCLUSION MAY NOT APPLY TO YOU. THIS WARRANTY PROVIDES YOU WITH SPECIFIC LEGAL RIGHTS. THERE MAY BE OTHER RIGHTS THAT YOU MAY HAVE WHICH VARY FROM STATE TO STATE.

The following disclaimer is required by Sam Leffler and Silicon Graphics, Inc. for the use of their TIFF library:

Copyright © 1988–1997 Sam Leffler
Copyright © 1991–1997 Silicon Graphics, Inc.

Permission to use, copy, modify, distribute, and sell this software [i.e., the TIFF library] and its documentation for any purpose is hereby granted without fee, provided that (i) the above copyright notices and this permission notice appear in all copies of the software and related documentation, and (ii) the names of Sam Leffler and Silicon Graphics may not be used in any advertising or publicity relating to the software without the specific, prior written permission of Sam Leffler and Silicon Graphics.

THE SOFTWARE IS PROVIDED "AS-IS" AND WITHOUT WARRANTY OF ANY KIND, EXPRESS, IMPLIED OR OTHERWISE, INCLUDING WITHOUT LIMITATION, ANY WARRANTY OF MERCHANTABILITY OR FITNESS FOR A PARTICULAR PURPOSE.

IN NO EVENT SHALL SAM LEFFLER OR SILICON GRAPHICS BE LIABLE FOR ANY SPECIAL, INCIDENTAL, INDIRECT OR CONSEQUENTIAL DAMAGES OF ANY KIND, OR ANY DAMAGES WHATSOEVER RESULTING FROM LOSS OF USE, DATA OR PROFITS, WHETHER OR NOT ADVISED OF THE POSSIBILITY OF DAMAGE, AND ON ANY THEORY OF LIABILITY, ARISING OUT OF OR IN CONNECTION WITH THE USE OR PERFORMANCE OF THIS SOFTWARE.

The following disclaimer is required by the Independent JPEG Group:

This software is based in part on the work of the Independent JPEG Group.

This Software may contain components licensed under the following conditions:

Copyright (c) 1989 The Regents of the University of California. All rights reserved.

Redistribution and use in source and binary forms are permitted provided that the above copyright notice and this paragraph are duplicated in all such forms and that any documentation, advertising materials, and other materials related to such distribution and use acknowledge that the software was developed by the University of California, Berkeley. The name of the University may not be used to endorse or promote products derived from this software without specific prior written permission. THIS SOFTWARE IS PROVIDED "AS IS" AND WITHOUT ANY EXPRESS OR IMPLIED WARRANTIES, INCLUDING, WITHOUT LIMITATION, THE IMPLIED WARRANTIES OF MERCHANTABILITY AND FITNESS FOR A PARTICULAR PURPOSE.

Copyright (C) 1989, 1991 by Jef Poskanzer.

Permission to use, copy, modify, and distribute this software and its documentation for any purpose and without fee is hereby granted, provided that the above copyright notice appear in all copies and that both that copyright notice and this permission notice appear in supporting documentation. This software is provided "as is" without express or implied warranty.

Copyright 1995, Trinity College Computing Center. Written by David Chappell.

Permission to use, copy, modify, and distribute this software and its documentation for any purpose and without fee is hereby granted, provided that the above copyright notice appear in all copies and that both that copyright notice and this permission notice appear in supporting documentation. This software is provided "as is" without express or implied warranty.

Copyright 1996 Daniel Dardailler.

Permission to use, copy, modify, distribute, and sell this software for any purpose is hereby granted without fee, provided that the above copyright notice appear in all copies and that both that copyright notice and this permission notice appear in supporting documentation, and that the name of Daniel Dardailler not be used in advertising or publicity pertaining to distribution of the software without specific, written prior permission. Daniel Dardailler makes no representations about the suitability of this software for any purpose. It is provided "as is" without express or implied warranty.

Modifications Copyright 1999 Matt Koss, under the same license as above.

Copyright (c) 1991 by AT&T.

Permission to use, copy, modify, and distribute this software for any purpose without fee is hereby granted, provided that this entire notice is included in all copies of any software which is or includes a copy or modification of this software and in all copies of the supporting documentation for such software.

THIS SOFTWARE IS BEING PROVIDED "AS IS", WITHOUT ANY EXPRESS OR IMPLIED WARRANTY. IN PARTICULAR, NEITHER THE AUTHOR NOR AT&T MAKES ANY REPRESENTATION OR WARRANTY OF ANY KIND CONCERNING THE MERCHANTABILITY OF THIS SOFTWARE OR ITS FITNESS FOR ANY PARTICULAR PURPOSE.

This product includes software developed by the University of California, Berkeley and its contributors.

The following disclaimer is required by Paradigm Matrix:

Portions of this software licensed from Paradigm Matrix.

The following disclaimer is required by Ray Sauers Associates, Inc.:

"Install-It" is licensed from Ray Sauers Associates, Inc. End-User is prohibited from taking any action to derive a source code equivalent of "Install-It," including by reverse assembly or reverse compilation, Ray Sauers Associates, Inc. shall in no event be liable for any damages resulting from reseller's failure to perform reseller's obligation; or any damages arising from use or operation of reseller's products or the software; or any other damages, including but not limited to, incidental, direct, indirect, special or consequential Damages including lost profits, or damages resulting from loss of use or inability to use reseller's products or the software for any reason including copyright or patent infringement, or lost data, even if Ray Sauers Associates has been advised, knew or should have known of the possibility of such damages.

The following disclaimer is required by Videomedia, Inc.:

"Videomedia, Inc. makes no warranties whatsoever, either express or implied, regarding this product, including warranties with respect to its merchantability or its fitness for any particular purpose."

"This software contains V-LAN ver. 3.0 Command Protocols which communicate with V-LAN ver. 3.0 products developed by Videomedia, Inc. and V-LAN ver. 3.0 compatible products developed by third parties under license from Videomedia, Inc. Use of this software will allow "frame accurate" editing control of applicable videotape recorder decks, videodisc recorders/players and the like."

The following disclaimer is required by Altura Software, Inc. for the use of its Mac2Win software and Sample Source Code:

©1993–1998 Altura Software, Inc.

The following disclaimer is required by Ultimatte Corporation:

Certain real-time compositing capabilities are provided under a license of such technology from Ultimatte Corporation and are subject to copyright protection.

The following disclaimer is required by 3Prong.com Inc.:

Certain waveform and vector monitoring capabilities are provided under a license from 3Prong.com Inc.

The following disclaimer is required by Interplay Entertainment Corp.:

The "Interplay" name is used with the permission of Interplay Entertainment Corp., which bears no responsibility for Avid products.

This product includes portions of the Alloy Look & Feel software from Incors GmbH.

This product includes software developed by the Apache Software Foundation (<http://www.apache.org/>).

© DevelopMentor

This product may include the JCifs library, for which the following notice applies:

JCifs © Copyright 2004, The JCIFS Project, is licensed under LGPL (<http://jcifs.samba.org/>). See the LGPL.txt file in the Third Party Software directory on the installation CD.

Avid Interplay contains components licensed from LavanTech. These components may only be used as part of and in connection with Avid Interplay.

Attn. Government User(s). Restricted Rights Legend

U.S. GOVERNMENT RESTRICTED RIGHTS. This Software and its documentation are "commercial computer software" or "commercial computer software documentation." In the event that such Software or documentation is acquired by or on behalf of a unit or agency of the U.S. Government, all rights with respect to this Software and documentation are subject to the terms of the License Agreement, pursuant to FAR §12.212(a) and/or DFARS §227.7202-1(a), as applicable.

Adobe and Photoshop are either registered trademarks or trademarks of Adobe Systems Incorporated in the United States and/or other countries. Apple and Macintosh are trademarks of Apple Computer, Inc., registered in the U.S. and other countries. Windows is either a registered trademark or trademark of Microsoft Corporation in the United States and/or other countries. All other trademarks contained herein are the property of their respective owners.

Avid NEXIS ReadMe Version 2019.12.0 • December 2019